

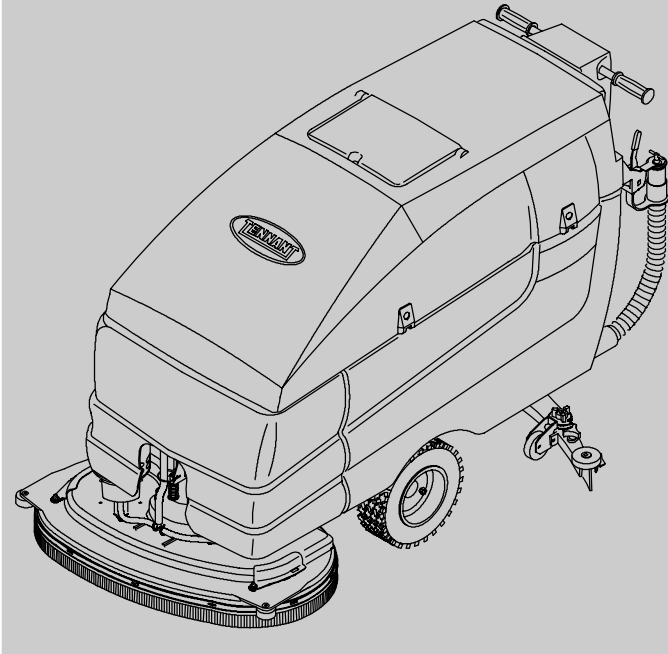
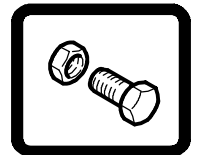


5680

(Electric)

(10000000-)

Walk-Behind Scrubber Parts Manual



FaST
Foam Scrubbing Technology

The Safe Scrubbing Alternative[®]

eC H₂O[™]
ELECTRICALLY CONVERTED WATER

Hygenic[®] Fully Cleanable Tanks

North America / International

www.tennantco.com

331178
Rev. 05 (07-2009)



Ref	Part No.	Serial Number	Description	Qty.
1	82681	(10000000 -)	Bracket W/dt, Lpg Mount	1
▽ 2	63810	(10000000 -)	Latch Assy, Lpg Tank Mtg, W/Nut	4
▲ 3	51839	(10000000 -)	Nut Adjustable, Lpg Tank Mtg	2
4	49263	(10000000 -)	Tie, Cable	3
ⓓ 5	82556	(10000000 - 10001039)	Bracket, Vaporizer	1
6	54930	(10000000 -)	Vaporizer, LPG	1

HOW TO ORDER PARTS - See diagram above
 Only use TENNANT Company supplied or equivalent parts. Parts and supplies may be ordered online, by phone, by fax or by mail.
 Follow the steps below to ensure prompt delivery.

1. **(A)** Identify the machine model.
2. **(B)** Identify the machine serial number from the data plate.
3. **(C)** Ensure the proper serial number is used from the parts list.
4. Identify the part number and quantity. Do not order by page or reference numbers.
5. Provide your name, company name, customer ID number, billing and shipping address, phone number and purchase order number.
6. Provide detail shipping instructions.

(D) ▽ - Identifies an assembly
 ▲ - Identifies parts included in assembly

EN

Please fill out at time of installation for future reference.

Model No. - _____
 Serial No. - _____
 Machine Options - _____
 Sales Rep. - _____
 Sales Rep. phone no. - _____
 Customer ID Number - _____
 Installation Date - _____

Tennant Company
 PO Box 1452
 Minneapolis, MN 55440
 Phone: (800) 553-8033 or (763) 513-2850
 www.tennantco.com

テナントカンパニー日本支店
 〒231-0023
 神奈川県横浜市中区山下町 2番地
 産業貿易センタービル 9階
 電話: 045-640-5630 ファックス: 045-640-5604
 www.tennant.co.jp

FaST-PAK is a US registered and unregistered trademark of Tennant Company.

Specifications and parts are subject to change without notice.

Copyright © 2006, 2007, 2008, 2009 TENNANT Company, Printed in U.S.A.

GENERAL RECOMMENDED MAINTENANCE

Fig. 1 - General Recommended Maintenance Items

Ref.	Part No.	Serial Number	Description	Qty.
	222381	(10000000-) Blade, Sqge, Front, 38.97l Rbr [700mm]	1
	222382	(10000000-) Blade, Sqge, Rear, 40.93l Linatex[700mm]	1
▽	222422	(10000000-) Blade Kit, Sqge, Rbr [700]	1
▲	222385	(10000000-) Blade, Sqge, Tile, 38.97l [Linard, 28"]	1
▲	222387	(10000000-) Blade, Sqge, Rear, 40.93l Gum [28"]	1
▽	222428	(10000000-) Sqge Kit, Oil Res Ure [700]	1
▲	222391	(10000000-) Blade, Sqge, Front, 38.97l [700mm]	1
▲	222389	(10000000-) Blade, Sqge, Rear, 40.93l Pyu [28"]	1
	222241	(10000000-) Blade, Sqge, Front, 43.66l Rbr [800mm]	1
	222242	(10000000-) Blade, Sqge, Rear, 45.65l Linatex [32"]	1
▽	222423	(10000000-) Blade Kit, Sqge, Rbr [800]	1
▲	222384	(10000000-) Blade, Sqge, Tile, 43.66l [Linard, 32"]	1
▲	222386	(10000000-) Blade, Sqge, Rear, 45.65l Gum [32"]	1
▽	222429	(10000000-) Blade Kit, Sqge, Pyu [800]	1
▲	222392	(10000000-) Blade, Sqge, Front, 43.66l Pyu [32"]	1
▲	222388	(10000000-) Blade, Sqge, Rear, 45.65l Pyu [32"]	1
	222413	(10000000-) Blade, Sqge, Front, 47.41l Rbr [900mm]	1
	222415	(10000000-) Blade, Sqge, Rear, 49.37l Linatex[900mm]	1
▽	222424	(10000000-) Blade Kit, Sqge, Rbr [900]	1
▲	222414	(10000000-) Blade, Sqge, Tile, 47.41l [Linard, 36"]	1
▲	222416	(10000000-) Blade, Sqge, Rear, 49.37l Gum [36"]	1
▽	222433	(10000000-) Sqge Kit, Ure [900mm]	1
▲	222434	(10000000-) Blade, Sqge, Front, 47.41l Ure, 5sl[36"]	1
▲	222435	(10000000-) Blade, Sqge, Rear, 49.37l Ure [36"]	1
	222066	(10000000-) Wheel, 3.0 Dia	4
	82138	(10000000-) Nut Speed, Retainer, .25-20 Thd	2
	222178	(10000000-) Roller, Bumper	2
	222403	(10000000-) Wheel, 2.0 Dia	2
	1021919	(10000000-) Skirt, Head, Disk, 28.0/700mm	1
	1022013	(10000000-) Skirt, Head, Disk, 32.0/800mm	1
	1022042	(10000000-) Skirt, Head, Disk, 36.0/900mm	1
	1017015	(10000000-) Detergent Pkg, 2 Liter, Sgl, 365	-
	1017022	(10000000-) Detergent Pkg, 2 Liter, Sgl, 665	-
	9002021	(10000000-) Detergent, 2 Liter [Fast 965]	-
▽	9004079	(10346875-) Fast Kit, Injector [5680/5700, FaST II+]	1
▲	9004084	(10346875-) FaST Kit, Ci, [Inj Reblid, 5680/5700]	1
▲	9003008	(10346875-) FaST Kit, Ci, Injector Seals [FaST II+]	1
▲	9003009	(10346875-) FaST Kit, Ci, Injector Filters [FaST II+]	1
▽	9006269	(10436743-) Module Kit, Replmt [Ec-H2o]	1
▲▽	9006324	(10436743-) Ec-H2o Kit, Module B, Plumbing	1
▲▲	1050767	(10436743-) Electrode, 5 Plate, High Flow	1
▲▲	1013236	(10403557-) Valve, Shutoff, Ele, 24vdc	1
▲▲	1038159	(10403557-) Electrode, Cylindrical	1
▲▲	1044393	(10403557-) Switch, Rocker, Spst, Mom,	1
▲▲	1049489	(10436743-) Harness, Main, Controlboard [Ec-H2o 5cell]	1
▲	1054776	(10403557-) Grommet, Blind	1
▲	9006159	(10403557-) Controller Kit, Replmt [Ec-H2o]	1

▽ - Identifies an assembly

▲ - Identifies parts included in assembly

SECTION 2

Contents	Page
Fig. 1 - Brushes, Replacement, Model 700, 700 mm (28 in)	2-2
Fig. 2 - Brushes, Replacement, Model 800, 800 mm (32 in)	2-4
Fig. 3 - Brushes, Replacement, Model 900, 900 mm (36 in)	2-6
Fig. 4 - Main Frame and Drive Group	2-8
Fig. 5 - Scrub Head Lift Group	2-10
Fig. 6 - Scrub Head Kit, Model 700D, 700 mm (28 in)	2-12
Fig. 7 - Scrub Head Kit, Model 800D, 800 mm (32 in)	2-14
Fig. 8 - Scrub Head Kit, Model 900D, 900 mm (36 in)	2-16
Fig. 9 - Recovery Tank Group	2-18
Fig. 10 - Solution Tank Group	2-20
Fig. 11 - Vacuum Fan Group	2-22
Fig. 12 - Solution Control Group	2-24
Fig. 13 - Battery Group	2-26
Fig. 14 - Steering Control Group	2-28
Fig. 15 - Operator Console Group	2-30
Fig. 16 - Electrical Panel Group	2-32
Fig. 17 - Squeegee Lift Group	2-34
Fig. 18 - Squeegee Linkage Group	2-36
Fig. 19 - Squeegee Group, Model 700, 700 mm (28 in)	2-38
Fig. 20 - Squeegee Group, Model 800, 800 mm (32 in)	2-40
Fig. 21 - Squeegee Group, Model 900, 900 mm (36 in)	2-42
Fig. 22 - Electrical Schematic, Standard & Fast Model (S/N 10361690-)	2-44
Fig. 23 - Electrical Schematic, Standard & Fast Model (S/N 10000000-10361689)	2-46
Fig. 24 - Electrical Schematic, <i>ec-H2O</i> Model	2-48
Fig. 25 - Electrical Wire Harness Group	2-50
Fig. 26 - Label Group	2-55

Fig. 1 - Brushes, Replacement, Model 700, 700 mm (28 in)

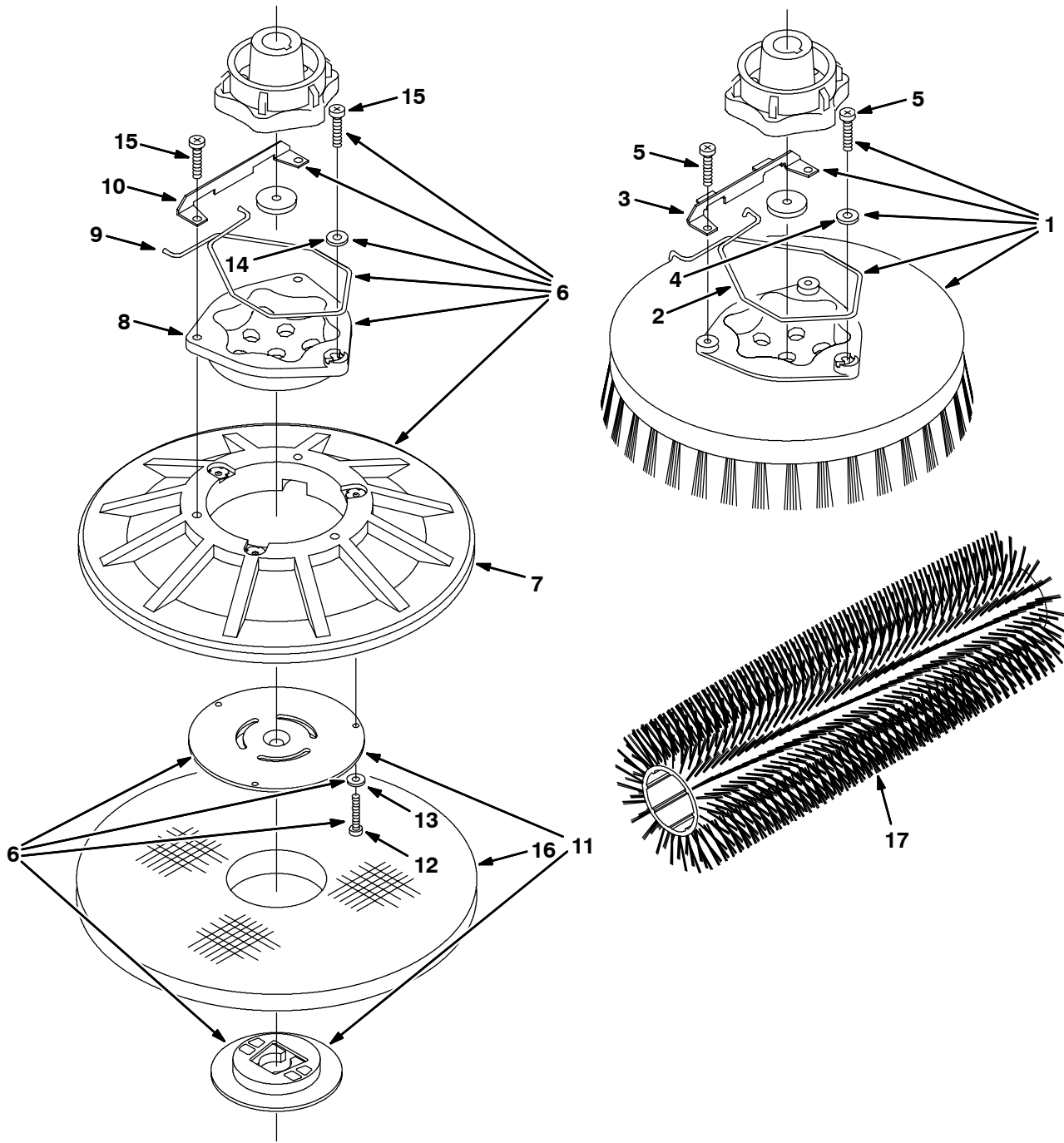


Fig. 1 - Brushes, Replacement, Model 700, 700 mm (28 in)

Ref.	Part No.	Serial Number	Description	Qty.
▽	1	222321	(10000000-) Brush-Disk Scr 14 D Assy-Nylon	2
▲	2	14838	(10000000-) Spring, Brush Retaining	1
▲	3	24299	(10000000-) Bracket, Spring Retainer	1
▲	4	01684	(10000000-) Washer, Flat, 0.25 Ss	1
▲	5	32746	(10000000-) Screw, Pan, M6 X 1.0 X 35, Ss	3
▽	1	222320	(10000000-) Brush-Disk Scr 14 D Assy-Poly	2
▲	2	14838	(10000000-) Spring, Brush Retaining	1
▲	3	24299	(10000000-) Bracket, Spring Retainer	1
▲	4	01684	(10000000-) Washer, Flat, 0.25 Ss	1
▲	5	32746	(10000000-) Screw, Pan, M6 X 1.0 X 35, Ss	3
▽	1	222322	(10000000-) Brush-Disk Scr 14 D-Assy-Ab	2
▲	2	14838	(10000000-) Spring, Brush Retaining	1
▲	3	24299	(10000000-) Bracket, Spring Retainer	1
▲	4	01684	(10000000-) Washer, Flat, 0.25 Ss	1
▲	5	32746	(10000000-) Screw, Pan, M6 X 1.0 X 35, Ss	3
▽	6	397914	(10000000-) Driver Assy, Pad, 14d	2
▲	7	397974	(10000000-) Disk, Pad Driver, W/ Face, 14d	1
▲	8	15539	(10000000-) Adaptor, Brush	1
▲	9	14838	(10000000-) Spring, Brush Retaining	1
▲	10	24299	(10000000-) Bracket, Spring Retainer	1
▲	11	370095	(10000000-) Device, Centering	1
▲	12	09198	(10000000-) Screw, Pan, M4 X 0.7 X 35, Ss	3
▲	13	41579	(10000000-) Washer, Flat, #8, Ss	3
▲	14	01684	(10000000-) Washer, Flat, 0.25 Ss	1
▲	15	32746	(10000000-) Screw, Pan, M6 X 1.0 X 35, Ss	3
	16	222324	(10000000-) Pad, Polish 14D White	2
	16	222325	(10000000-) Pad, Buff 14D Red	2
	16	222326	(10000000-) Pad, Scrub 14D Blue	2
	16	222327	(10000000-) Pad, Strip 14D Brown	2
	16	370091	(10000000-) Pad, Strip-Hd 14D Black	2
	16	1051026	(10000000-) Pad, Surf Prep, 14.0d [Mar, 1pick=1pad]	2
	17	222304	(10000000-) Brush, Scb, 28l, 18 Sr, Pyp Grout, Spl	2
	17	374041	(10000000-) Brush, Scb, 28l, 18 Sr, Pyp, Spl	2
	17	222305	(10000000-) Brush, Scb, 28l, 18 Sr, Nyl, Spl	2
	17	222306	(10000000-) Brush, Scb, 28l, 18 Sr, Abr, Spl	2

▽ - Identifies an assembly

▲ - Identifies parts included in assembly

Fig. 2 - Brushes, Replacement, Model 800, 800 mm (32 in)

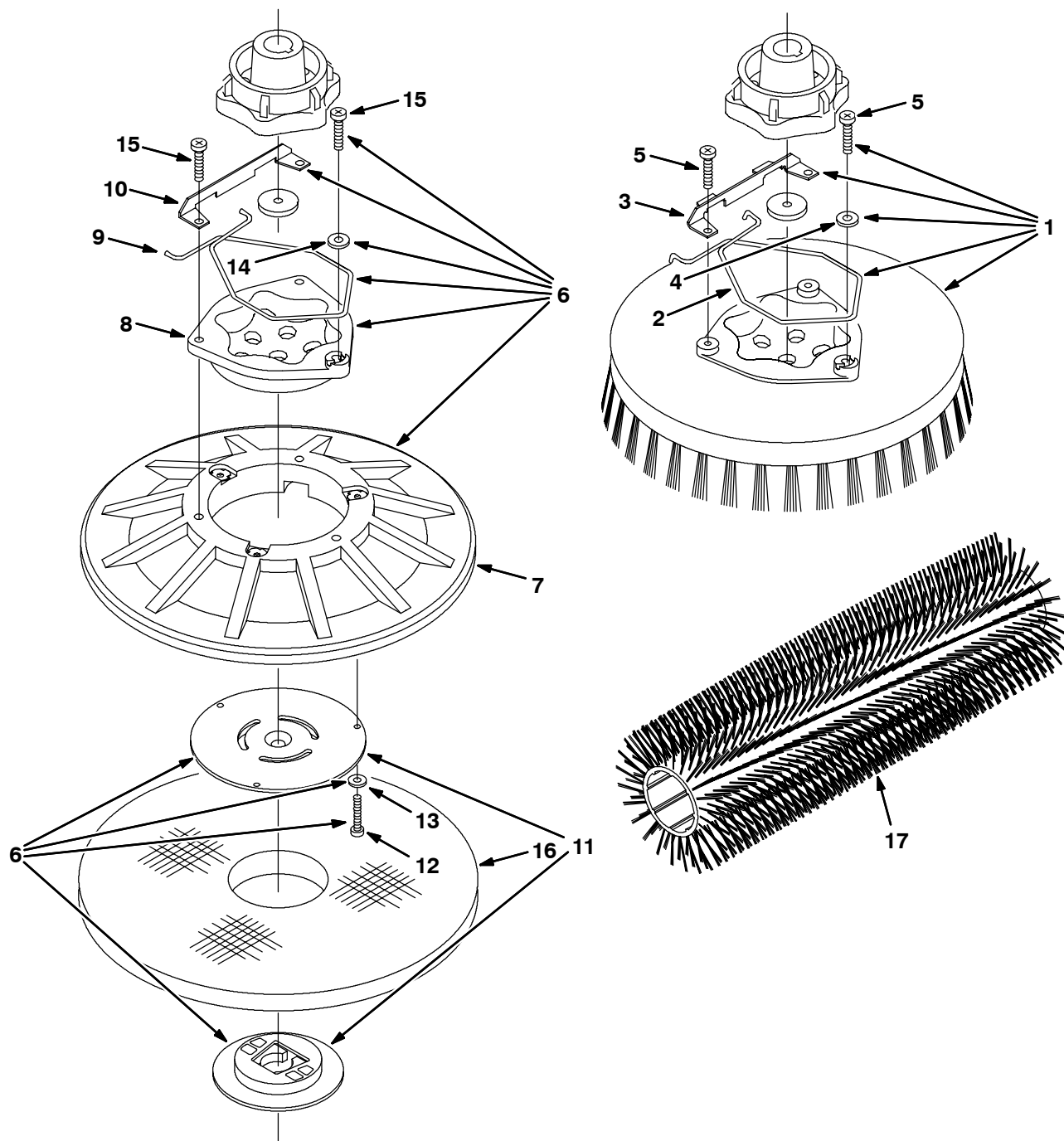


Fig. 2 - Brushes, Replacement, Model 800, 800 mm (32 in)

Ref.	Part No.	Serial Number	Description	Qty.
▽	1	05724	(10000000-) Brush-Disk Scr 16 D-Assy-Nyl	2
▲	2	14838	(10000000-) Spring, Brush Retaining	1
▲	3	24299	(10000000-) Bracket, Spring Retainer	1
▲	4	01684	(10000000-) Washer, Flat, 0.25 Ss	1
▲	5	32746	(10000000-) Screw, Pan, M6 X 1.0 X 35, Ss	3
▽	1	30241	(10000000-) Brush-Disk Scr 16 D Assy Poly	2
▲	2	14838	(10000000-) Spring, Brush Retaining	1
▲	3	24299	(10000000-) Bracket, Spring Retainer	1
▲	4	01684	(10000000-) Washer, Flat, 0.25 Ss	1
▲	5	32746	(10000000-) Screw, Pan, M6 X 1.0 X 35, Ss	3
▽	1	05726	(10000000-) Brush-Disk Scr 16 D-Assy-S Ab	2
▲	2	14838	(10000000-) Spring, Brush Retaining	1
▲	3	24299	(10000000-) Bracket, Spring Retainer	1
▲	4	01684	(10000000-) Washer, Flat, 0.25 Ss	1
▲	5	32746	(10000000-) Screw, Pan, M6 X 1.0 X 35, Ss	3
▽	6	397916	(10000000-) Driver Assy, Pad, 16d	2
▲	7	397976	(10000000-) Disk, Pad Driver, W/ Face, 16d	1
▲	8	15539	(10000000-) Adaptor, Brush	1
▲	9	14838	(10000000-) Spring, Brush Retaining	1
▲	10	24299	(10000000-) Bracket, Spring Retainer	1
▲	11	370095	(10000000-) Device, Centering	1
▲	12	09198	(10000000-) Screw, Pan, M4 X 0.7 X 35, S	3
▲	13	41579	(10000000-) Washer, Flat, #8, Ss	3
▲	14	01684	(10000000-) Washer, Flat, 0.25 Ss	1
▲	15	32746	(10000000-) Screw, Pan, M6 X 1.0 X 35, Ss	3
	16	63248-1	(10000000-) Pad, Strip 16D Brown	2
	16	63248-2	(10000000-) Pad, Scrub 16D Blue	2
	16	63248-3	(10000000-) Pad, Buff 16D Red	2
	16	63248-4	(10000000-) Pad, Polish 16D White	2
	16	370092	(10000000-) Pad, Strip-Hd 16D Black	2
	16	1051027	(10000000-) Pad, Surf Prep, 16.0d [Mar, 1pick=1pad]	2
	17	222307	(10000000-) Brush, Scb, 32l, 18 Sr, Pyp Grout, Spl	2
	17	374042	(10000000-) Brush, Scb, 32l, 18 Sr, Pyp, Spl	2
	17	222308	(10000000-) Brush, Scb, 32l, 18 Sr, Nyl, Spl	2
	17	222309	(10000000-) Brush, Scb, 32l, 18 Sr, Abr, Spl	2

▽ - Identifies an assembly

▲ - Identifies parts included in assembly

Fig. 3 - Brushes, Replacement, Model 900, 900 mm (36 in)

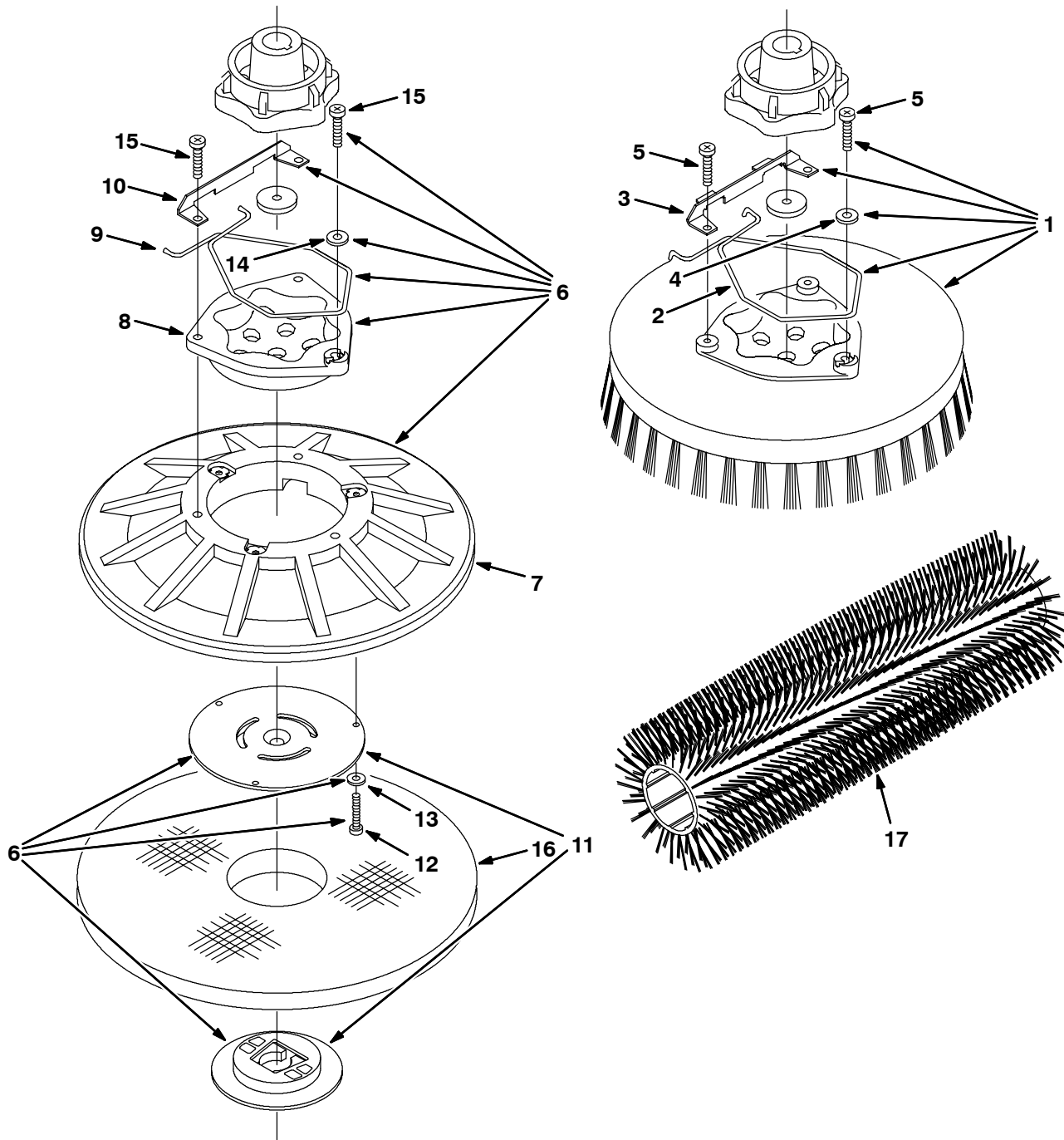


Fig. 3 - Brushes, Replacement, Model 900, 900 mm (36 in)

Ref.	Part No.	Serial Number	Description	Qty.
▽	1	11773	(10000000-) Brush-Disk Scr 18 D Assy Nylon	2
▲	2	14838	(10000000-) Spring, Brush Retaining	1
▲	3	24299	(10000000-) Bracket, Spring Retainer	1
▲	4	01684	(10000000-) Washer, Flat, 0.25 Ss	1
▲	5	32746	(10000000-) Screw, Pan, M6 X 1.0 X 35, Ss	3
▽	1	11771	(10000000-) Brush-Disk Scr-18 D-Assy-Poly	2
▲	2	14838	(10000000-) Spring, Brush Retaining	1
▲	3	24299	(10000000-) Bracket, Spring Retainer	1
▲	4	01684	(10000000-) Washer, Flat, 0.25 Ss	1
▲	5	32746	(10000000-) Screw, Pan, M6 X 1.0 X 35, Ss	3
▽	1	11772	(10000000-) Brush-Disk Scr-18 D Assy Ab	2
▲	2	14838	(10000000-) Spring, Brush Retaining	1
▲	3	24299	(10000000-) Bracket, Spring Retainer	1
▲	4	01684	(10000000-) Washer, Flat, 0.25 Ss	1
▲	5	32746	(10000000-) Screw, Pan, M6 X 1.0 X 35, Ss	3
▽	6	397918	(10000000-) Driver Assy, Pad, 18d	2
▲	7	397978	(10000000-) Disk, Pad Driver, W/ Face, 18d	1
▲	8	15539	(10000000-) Adaptor, Brush	1
▲	9	14838	(10000000-) Spring, Brush Retaining	1
▲	10	24299	(10000000-) Bracket, Spring Retainer	1
▲	11	370095	(10000000-) Device, Centering	1
▲	12	09198	(10000000-) Screw, Pan, M4 X 0.7 X 35, S	3
▲	13	41579	(10000000-) Washer, Flat, #8, Ss	3
▲	14	01684	(10000000-) Washer, Flat, 0.25 Ss	1
▲	15	32746	(10000000-) Screw, Pan, M6 X 1.0 X 35, Ss	3
	16	11777	(10000000-) Pad, Strip 18D Brown	2
	16	370093	(10000000-) Pad, Strip-Hd 18D Black	2
	16	11778	(10000000-) Pad, Scrub 18D Blue	2
	16	11780	(10000000-) Pad, Buff 18D Red	2
	16	11781	(10000000-) Pad, Polish 18D White	2
	16	1051029	(10000000-) Pad, Surf Prep, 18.0d [Mar, 1pick =1pad]	2
	17	222310	(10000000-) Brush, Scb, 36l, 18 Sr, Pyp Grout, Spl	2
	17	374043	(10000000-) Brush, Scb, 36l, 18 Sr, Pyp, Spl	2
	17	222311	(10000000-) Brush, Scb, 36l, 18 Sr, Nyl, Spl	2
	17	222312	(10000000-) Brush, Scb, 36l, 18 Sr, Abr, Spl	2

▽ - Identifies an assembly

▲ - Identifies parts included in assembly

Fig. 4 - Main Frame and Drive Group

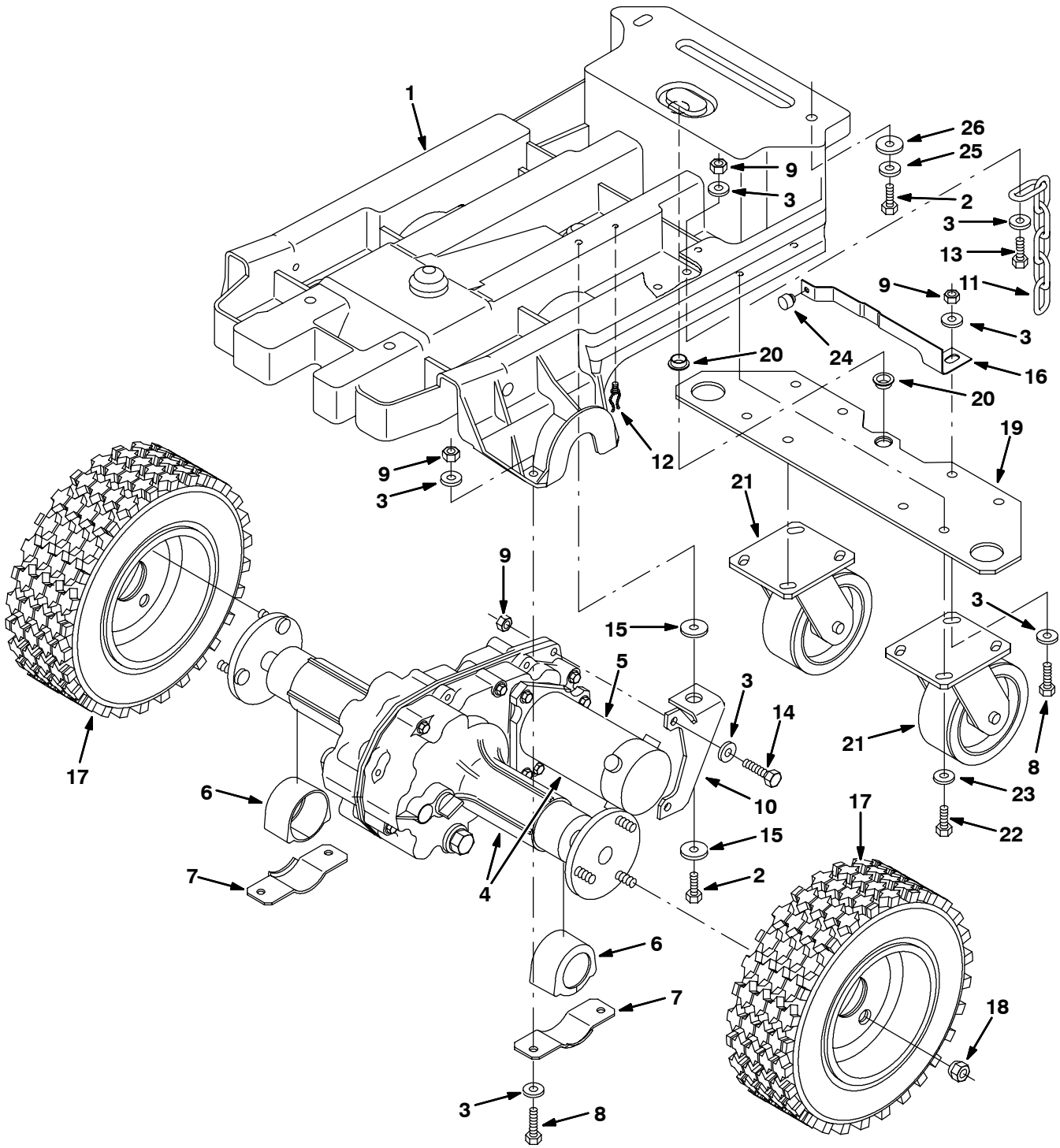


Fig. 4 - Main Frame and Drive Group

Ref.	Part No.	Serial Number	Description	Qty.	
1	398311	(10000000-) Frame, Main [5700]	1	
2	12273	(10000000-) Screw, Hex, M08 X 1.25 X 20, Ss, NI	5	
3	01685	(10000000-) Washer, Flt, .31 Ss	16	
▽	4	1038593	(10000000-) Transaxle, Assy, w/Motor [W/O Park Lock]	1
▲▽	5	1040886	(10364538-) Motor, Ele, 36Vdc 2000Rpm 0.50Hp	1
▲	1040891	(10364538-) Brush, Motor, Transaxle [Pk of 4]	1	
5	1031761	(10000000-10364537) Motor, Ele, 36Vdc 2000Rpm 0.50Hp (See Breakdowns)	1	
6	222035	(10000000-) Isolator, Vib, Transaxle	2	
7	222036	(10000000-) Bracket, Mtg, Isolator	2	
8	09011	(10000000-) Screw, Hex, M08 X 1.25 X 30, Ss	6	
9	08713	(10000000-) Nut, Hex, Lock, M08 X 1.25, NI, Ss	9	
10	222039	(10000000-) Bracket, Mtg, Transaxle	1	
11	43500	(10000000-) Chain, Coil, Str, #210, 09.0l 07 Link	1	
12	30406	(10000000-) Clip, Keeper	1	
13	09010	(10000000-) Screw, Hex, M08 X 1.25 X 25, Ss	1	
14	09011	(10364538-) Screw, Hex, M08 X 1.25 X 30, Ss	2	
	09026	(10000000-10364537) Screw, Hex, M08 X 1.25 X 40, Ss	2	
15	32662	(10000000-) Washer, 0.38b 1.22d .06, Ss	2	
16	222469	(10000000-) Spring, Flat, Centering	1	
17	61598	(10000000-) Tire Assy, Foam, 410/3.5-06 3.5bc/3bolt	2	
18	11109	(10000000-) Nut, Wheel, .44-20 X 60 Angle	6	
19	397805	(10000000-) Plate, Caster	1	
20	04843	(10000000-) Bushing, Flng, 0.63b 0.72d 0.25l	2	
21	1049046	(10000000-) Caster, Swivel, 5.0D 2.0W, 4 Hole, Gray	2	
22	12333	(10000000-) Screw, Hex, M08 X 1.25 X 25, Ss, NI	6	
23	41186	(10000000-) Washer, Belleville, .31	6	
24	51787	(10000000-) Bumper, Rbr	1	
25	1017218	(10000000-) Washer, Flt, 0.321b 1.00d .12, Ss	4	
26	1014563	(10000000-) Washer, Flt, 0.40b 1.12d .12, Ss	4	

▽ - Identifies an assembly

▲ - Identifies parts included in assembly

Fig. 5 - Scrub Head Lift Group

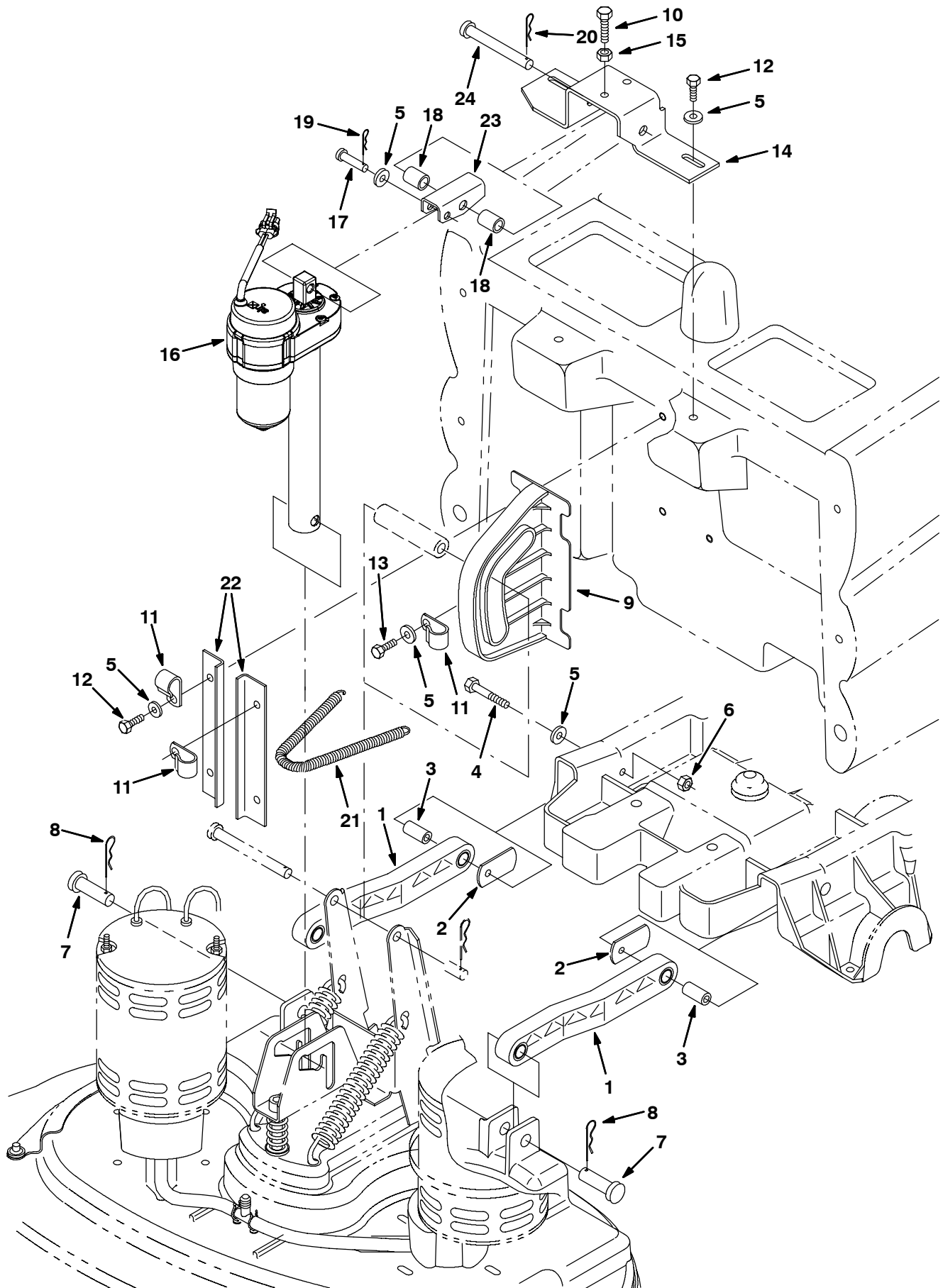


Fig. 5 - Scrub Head Lift Group

Ref.	Part No.	Serial Number	Description	Qty.
1	222027	(10000000-) Arm, Lift, Head	2
2	222099	(10000000-) Spacer, Lift Arm	2
3	222028	(10000000-) Sleeve, .344B .62D1.3 Bronze	2
4	222504	(10000000-) Screw, Hex, M08 X 1.25 X 55, Ss	2
5	01685	(10000000-) Washer, Flt, .31 Ss	12
6	08713	(10000000-) Nut, Hex, Lock, M08 X 1.25, NI, Ss	2
7	222210	(10000000-) Pin, Clevis, 0.62 D X 2.12l	2
8	02942	(10000000-) Pin, Hair Cotter, 0.62 D .120 Wir	2
9	222034	(10000000-) Bracket, Guide, Roller	1
10	09023	(10000000-) Screw, Hex, M08 X 1.25 X 35, Ss	2
11	30407	(10000000-) Clip, Keeper, Open	3
12	12273	(10000000-) Screw, Hex, M08 X 1.25 X 20, Ss, NI	6
13	49826	(10000000-) Screw, Hex, M08 X 1.25 X 16, Ss, NI	1
14	397765	(10000000-) Bracket, Mtg, Actuator	1
15	07786	(10000000-) Nut, Hex, Std, M08 X 1.25, Ss	2
16	9005784	(10000000-) Actuator Kit, F/1050461, Replmt [5680]	1
17	29558	(10000000-) Pin, Clevis, 0.37 D X 1.50l	1
18	397768	(10000000-) Spacer, .532ld X .75Od X 1.00L	2
19	86866	(10000000-) Pin, Hair Cotter, 0.38 D .072 Wir	1
20	44906	(10000000-) Pin, Hair Cotter, 0.69 D .092 Wir	1
21	397818	(10000000-) Spring, Extn, 0.25 Od .02 Wire 8.0 L	1
22	222054	(10000000-) Bracket, Roller Guide	2
23	397766	(10000000-) Channel, Mtg, Actuator	1
24	222196	(10000000-) Pin, Clevis, 0.50 D X 4.00l	1

Fig. 6 - Scrub Head Kit, Model 700D, 700 mm (28 in)

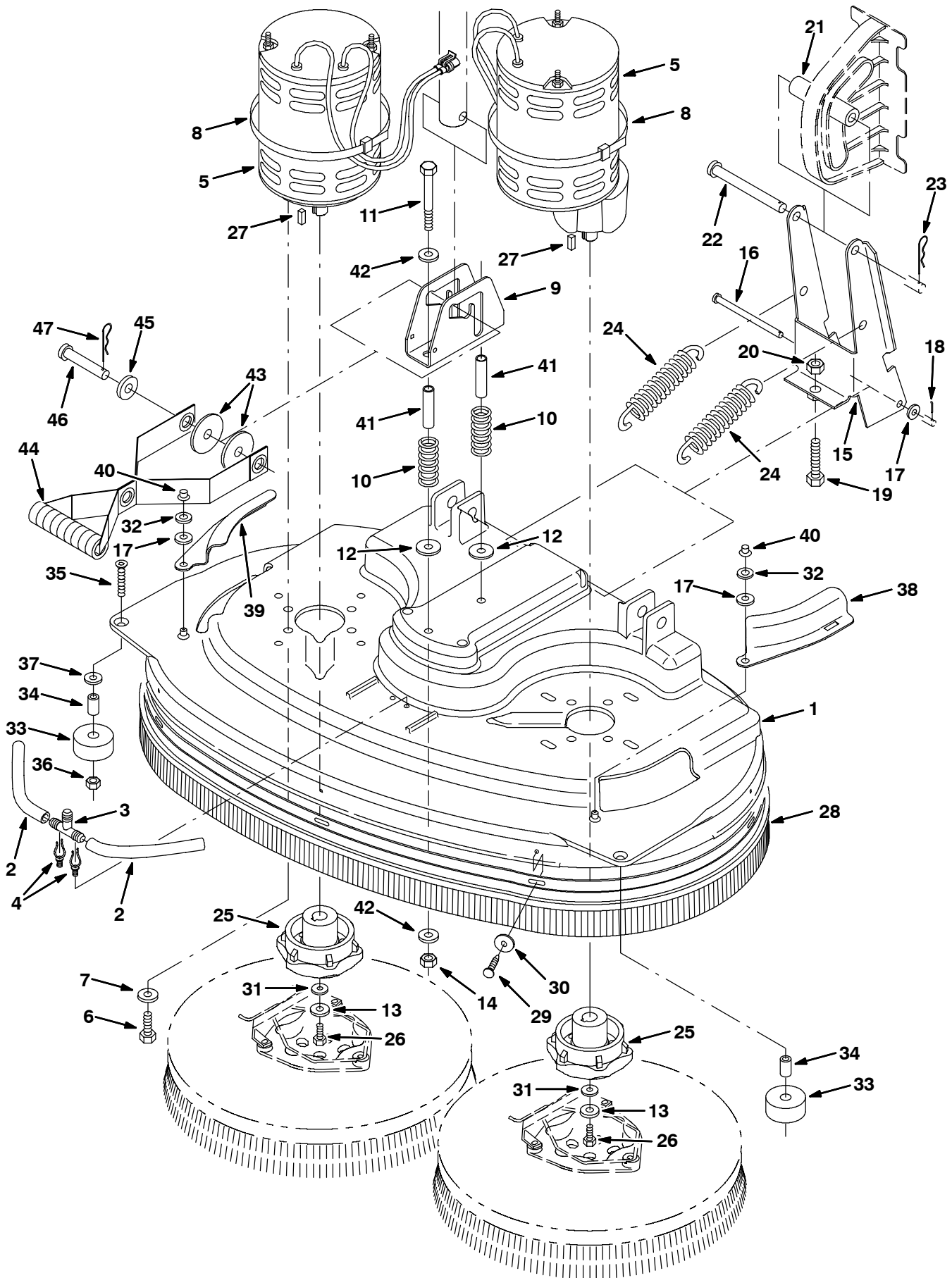


Fig. 6 - Scrub Head Kit, Model 700D, 700 mm (28 in)

Ref.	Part No.	Serial Number	Description	Qty.
▽	397745	(10000000-) Kit, Ci, Head, Scrbr, [5680] [700d]	1
▲	1 1030877	(10000000-) Cover, Head, Scb, Disc, Mach [28] [28.0/700mm]	1
▲	2 222535	(10000000-) Hose, Pvc, Clr, 0.38id 0.56od 08.00l	2
▲	3 222536	(10000000-) Fitting, Plstc, Tee, Bm06/Bm06/Bm08	1
▲	4 30406	(10000000-) Clip, Keeper	2
▲	5 397815	(10000000-) Motor, Ele, 36vdc .75hp Gear (See Breakdowns)	2
▲	6 12317	(10000000-) Screw, Hex, M10 X 1.5 X 30, Ss	8
▲	7 41187	(10000000-) Washer, Belleville, .38	8
▲	8 44961	(10000000-) Tie, Cable, Nyl, 14.5l .30w 4.0 Max D	4
▲	9 397813	(10000000-) Bracket, Head, Actuator	1
▲	10 45261	(10000000-) Spring, Cmpr, 0.97od .11wir 2.5l	2
▲	11 35709	(10000000-) Screw, Hex, .38-16 X 3.50, G5	2
▲	12 32662	(10000000-) Washer, 0.38b 1.22d .06, Ss	2
▲	13 01686	(10000000-) Washer, Flat, 0.44b 1.00d .08, Ss	2
▲	14 59156	(10000000-) Nut, Hex, Lock, .38-16, NI, Ss	2
▲	15 222838	(10000000-) Bracket, Pivot	1
▲	16 222207	(10000000-) Pin, Clevis, 0.31 D X 4.74l	1
▲	17 01685	(10000000-) Washer, Flat, 0.38b 0.88d .08, Ss	3
▲	18 08346	(10000000-) Pin, Cotter, .125 X 0.75	1
▲	19 05720	(10000000-) Screw, Hex, M10-1.5 X 40, Ss	1
▲	20 39312	(10000000-) Nut, Hex, Std, M10 X 1.5	1
▲	21 222055	(10000000-) Roller, Linkage, Head	1
▲	22 222197	(10000000-) Pin, Clevis, 0.50 D X 4.75l	1
▲	23 02942	(10000000-) Pin, Hair Cotter, 0.62 D .120 Wir	1
▲	24 222363	(10000000-) Spring, Extn, 1.23od X 0.15wir, 6.5l	2
▲	25 1042966	(10000000-) Hub, Drive, Brush, Disk, 0.75B [6T]	2
▲	26 09011	(10000000-) Screw, Hex, M08 X 1.25 X 30, Ss	2
▲	27 00926	(10000000-) Key, Sq, 0.25 X 0.25, 00.75l	2
▲▽	397828	(10000000-) Kit, Ci, Skirt, 700 mm, [5680]	1
▲▲	28 1021919	(10000000-) Skirt, Head, Disk, 28.0/700mm	1
▲▲	29 397780	(10000000-) Plug, Plstc	7
▲▲	30 397779	(10000000-) Washer, 0.28b 1.00d .06t, Stl, Blk, Znc	7
▲	31 41186	(10000000-) Washer, Belleville, .31	2
▲	32 32713	(10000000-) Washer, 0.41b 0.81d .09, Ure	2
▲	33 222403	(10000000-) Wheel, 2.0d 0.88w 0.50b	2
▲	34 222496	(10000000-) Sleeve	2
▲	35 33943	(10000000-) Screw, Flat, M08 X 1.25 X 40, 10.9	2
▲	36 08713	(10000000-) Nut, Hex, Lock, M08 X 1.25, NI, Ss	2
▲	37 32490	(10000000-) Washer, Flt, .25 Std	2
▲	38 222404	(10000000-) Door, Scb Head, Lh	1
▲	39 222405	(10000000-) Door, Scb Head, Rh	1
▲	40 59849	(10000000-) Nut, Retainer, .312 Dia	2
▲	41 1029425	(10000000-) Tube, Rnd, 0.40id 0.50od 02.3l, Ss	2
▲	42 01685	(10000000-) Washer, Flat, 0.38b 0.88d .08, Ss	4
▲	43 57048	(10000000-) Washer, Flat, 0.53b 2.13d .11, Stl, PI	2
▲	44 397816	(10000000-) Strap Assy, Handle	1
▲	45 23996	(10000000-) Washer, Flat, 0.53b 0.84d .06, Stl, PI	1
▲	46 397817	(10000000-) Pin, Clevis, 0.50 D X 2.88l	1
▲	47 02942	(10000000-) Pin, Hair Cotter, 0.62 D .120 Wir	1

▽ - Identifies an assembly

▲ - Identifies parts included in assembly

STANDARD PARTS

Fig. 7 - Scrub Head Kit, Model 800D, 800 mm (32 in)

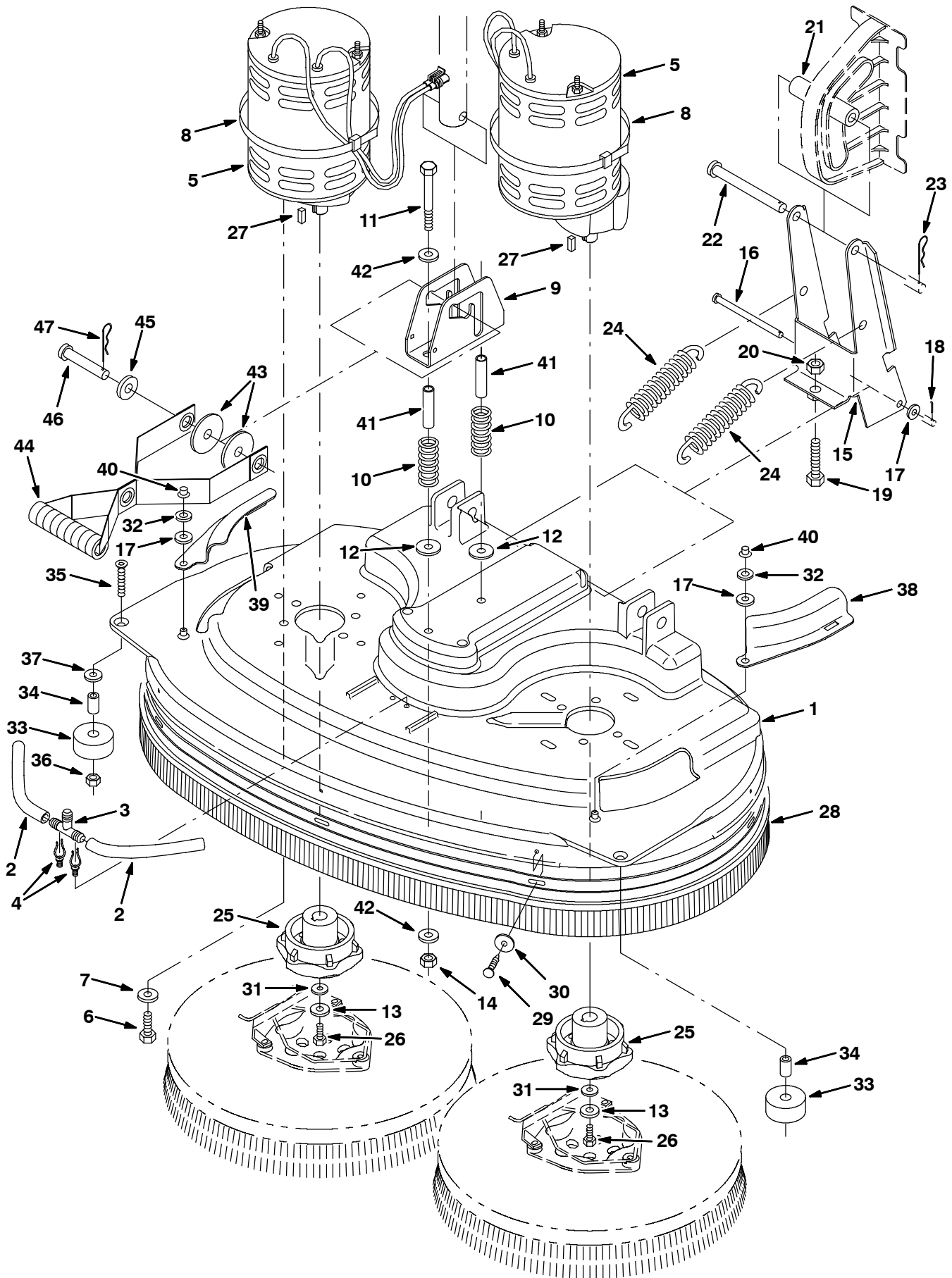


Fig. 7 - Scrub Head Kit, Model 800D, 800 mm (32 in)

Ref.	Part No.	Serial Number	Description	Qty.
▽	397740	(10000000-) Kit, Ci, Head, Scrbr, [5680] [800d]	1
▲	1 1030875	(10000000-) Cover, Head, Scb, Disc, Mach [32] [32.0/800mm]	1
▲	2 222535	(10000000-) Hose, Pvc, Clr, 0.38id 0.56od 08.00l	2
▲	3 222536	(10000000-) Fitting, Plstc, Tee, Bm06/Bm06/Bm08	1
▲	4 30406	(10000000-) Clip, Keeper	2
▲	5 397815	(10000000-) Motor, Ele, 36vdc .75hp Gear (See Breakdowns)	2
▲	6 12317	(10000000-) Screw, Hex, M10 X 1.5 X 30, Ss	8
▲	7 41187	(10000000-) Washer, Belleville, .38	8
▲	8 44961	(10000000-) Tie, Cable, Nyl, 14.5l .30w 4.0 Max D	4
▲	9 397813	(10000000-) Bracket, Head, Actuator	1
▲	10 45261	(10000000-) Spring, Cmpr, 0.97od .11wir 2.5l	2
▲	11 35709	(10000000-) Screw, Hex, .38-16 X 3.50, G5	2
▲	12 32662	(10000000-) Washer, 0.38b 1.22d .06, Ss	2
▲	13 01686	(10000000-) Washer, Flat, 0.44b 1.00d .08, Ss	2
▲	14 59156	(10000000-) Nut, Hex, Lock, .38-16, NI, Ss	2
▲	15 222838	(10000000-) Bracket, Pivot	1
▲	16 222207	(10000000-) Pin, Clevis, 0.31 D X 4.74l	1
▲	17 01685	(10000000-) Washer, Flat, 0.38b 0.88d .08, Ss	3
▲	18 08346	(10000000-) Pin, Cotter, .125 X 0.75	1
▲	19 05720	(10000000-) Screw, Hex, M10-1.5 X 40, Ss	1
▲	20 39312	(10000000-) Nut, Hex, Std, M10 X 1.5	1
▲	21 222055	(10000000-) Roller, Linkage, Head	1
▲	22 222197	(10000000-) Pin, Clevis, 0.50 D X 4.75l	1
▲	23 02942	(10000000-) Pin, Hair Cotter, 0.62 D .120 Wir	1
▲	24 222363	(10000000-) Spring, Extn, 1.23od X 0.15wir, 6.5l	2
▲	25 1042966	(10000000-) Hub, Drive, Brush, Disk, 0.75B [6T]	2
▲	26 09011	(10000000-) Screw, Hex, M08 X 1.25 X 30, Ss	2
▲	27 00926	(10000000-) Key, Sq, 0.25 X 0.25, 00.75l	2
▲▽	397832	(10000000-) Kit, Ci, Skirt, 800 mm, [5680]	1
▲▲	28 1022013	(10000000-) Skirt, Head, Disk, 32.0/800mm	1
▲▲	29 397780	(10000000-) Plug, Plstc	7
▲▲	30 397779	(10000000-) Washer, 0.28b 1.00d .06t, Stl, Blk, Znc	7
▲	31 41186	(10000000-) Washer, Belleville, .31	2
▲	32 32713	(10000000-) Washer, 0.41b 0.81d .09, Ure	2
▲	33 222403	(10000000-) Wheel, 2.0d 0.88w 0.50b	2
▲	34 222496	(10000000-) Sleeve	2
▲	35 33943	(10000000-) Screw, Flat, M08 X 1.25 X 40, 10.9	2
▲	36 08713	(10000000-) Nut, Hex, Lock, M08 X 1.25, NI, Ss	2
▲	37 32490	(10000000-) Washer, Flt, .25 Std	2
▲	38 222404	(10000000-) Door, Scb Head, Lh	1
▲	39 222405	(10000000-) Door, Scb Head, Rh	1
▲	40 59849	(10000000-) Nut, Retainer, .312 Dia	2
▲	41 1029425	(10000000-) Tube, Rnd, 0.40id 0.50od 02.3l, Ss	2
▲	42 01685	(10000000-) Washer, Flat, 0.38b 0.88d .08, Ss	4
▲	43 57048	(10000000-) Washer, Flat, 0.53b 2.13d .11, Stl, PI	2
▲	44 397816	(10000000-) Strap Assy, Handle	1
▲	45 23996	(10000000-) Washer, Flat, 0.53b 0.84d .06, Stl, PI	1
▲	46 397817	(10000000-) Pin, Clevis, 0.50 D X 2.88l	1
▲	47 02942	(10000000-) Pin, Hair Cotter, 0.62 D .120 Wir	1

▽ - Identifies an assembly

▲ - Identifies parts included in assembly

Fig. 8 - Scrub Head Kit, Model 900D, 900 mm (36 in)

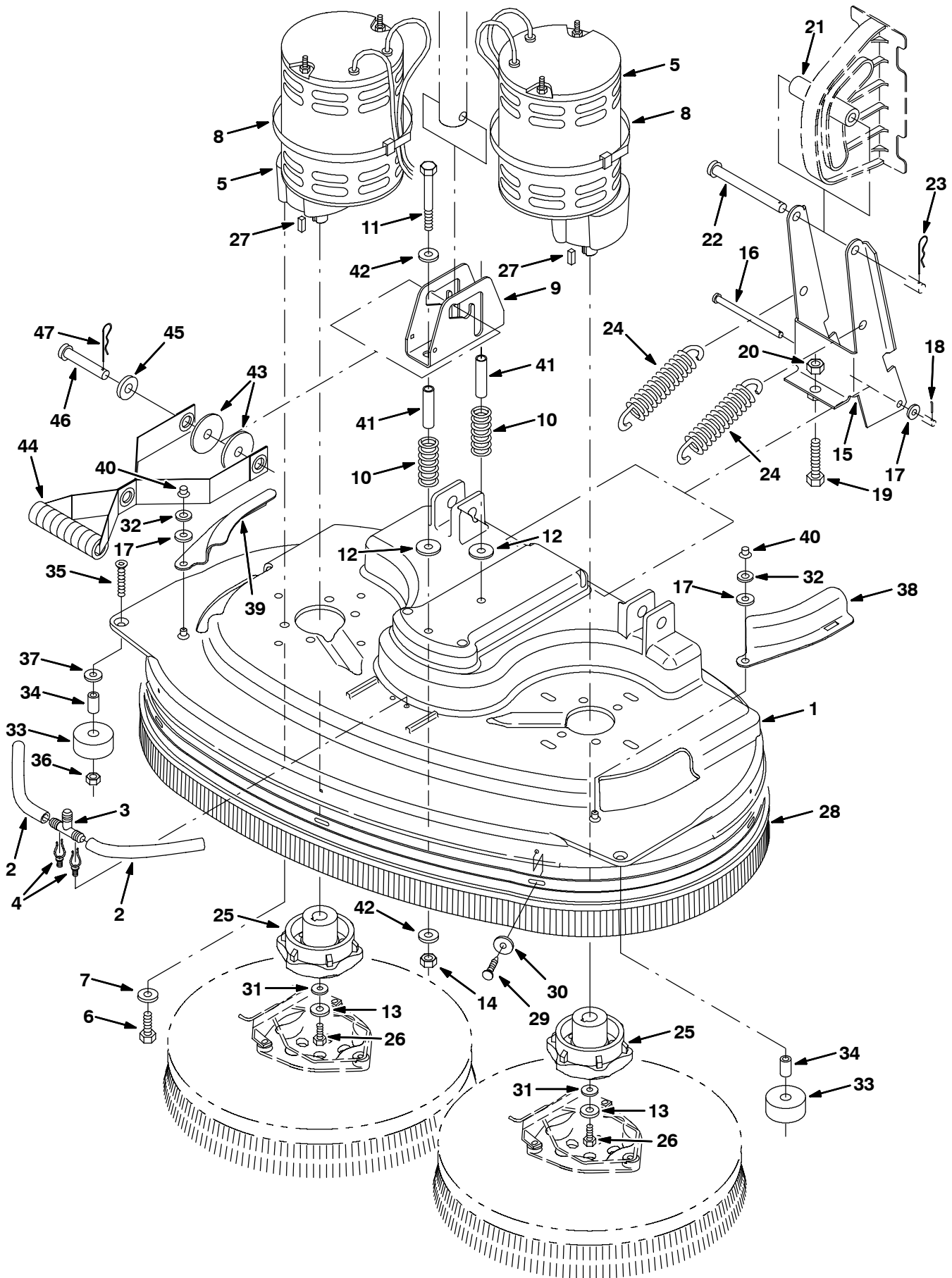


Fig. 8 - Scrub Head Kit, Model 900D, 900 mm (36 in)

Ref.	Part No.	Serial Number	Description	Qty.
▽	397744	(10000000-) Kit, Ci, Head, Scrbr, [5680] [900d]	1
▲	1 222223	(10000000-) Cover, Head, Scrbr, Disc [36]	1
▲	2 222535	(10000000-) Hose, Pvc, Clr, 0.38id 0.56od 08.00l	2
▲	3 222536	(10000000-) Fitting, Plstc, Tee, Bm06/Bm06/Bm08	1
▲	4 30406	(10000000-) Clip, Keeper	2
▲	5 397815	(10000000-) Motor, Ele, 36vdc .75hp Gear (See Breakdowns)	2
▲	6 12317	(10000000-) Screw, Hex, M10 X 1.5 X 30, Ss	8
▲	7 41187	(10000000-) Washer, Belleville, .38	8
▲	8 44961	(10000000-) Tie, Cable, Nyl, 14.5l .30w 4.0 Max D	4
▲	9 397813	(10000000-) Bracket, Head, Actuator	1
▲	10 45261	(10000000-) Spring, Cmpr, 0.97od .11wir 2.5l	2
▲	11 35709	(10000000-) Screw, Hex, .38-16 X 3.50, G5	2
▲	12 32662	(10000000-) Washer, 0.38b 1.22d .06, Ss	2
▲	13 01686	(10000000-) Washer, Flat, 0.44b 1.00d .08, Ss	2
▲	14 59156	(10000000-) Nut, Hex, Lock, .38-16, NI, Ss	2
▲	15 222838	(10000000-) Bracket, Pivot	1
▲	16 222207	(10000000-) Pin, Clevis, 0.31 D X 4.74l	1
▲	17 01685	(10000000-) Washer, Flat, 0.38b 0.88d .08, Ss	3
▲	18 08346	(10000000-) Pin, Cotter, .125 X 0.75	1
▲	19 05720	(10000000-) Screw, Hex, M10-1.5 X 40, Ss	1
▲	20 39312	(10000000-) Nut, Hex, Std, M10 X 1.5	1
▲	21 222055	(10000000-) Roller, Linkage, Head	1
▲	22 222197	(10000000-) Pin, Clevis, 0.50 D X 4.75l	1
▲	23 02942	(10000000-) Pin, Hair Cotter, 0.62 D .120 Wir	1
▲	24 222363	(10000000-) Spring, Extn, 1.23od X 0.15wir, 6.5l	2
▲	25 1042966	(10000000-) Hub, Drive, Brush, Disk, 0.75B [6T]	2
▲	26 09011	(10000000-) Screw, Hex, M08 X 1.25 X 30, Ss	2
▲	27 00926	(10000000-) Key, Sq, 0.25 X 0.25, 00.75l	2
▲▽	397836	(10000000-) Kit, Ci, Skirt, 900 mm, [5680]	1
▲▲	28 1022042	(10000000-) Skirt, Head, Disk, 36.0/900mm	1
▲▲	29 397780	(10000000-) Plug, Plstc	7
▲▲	30 397779	(10000000-) Washer, 0.28b 1.00d .06t, Stl, Blk, Znc	7
▲	31 41186	(10000000-) Washer, Belleville, .31	2
▲	32 32713	(10000000-) Washer, 0.41b 0.81d .09, Ure	2
▲	33 222403	(10000000-) Wheel, 2.0d 0.88w 0.50b	2
▲	34 222496	(10000000-) Sleeve	2
▲	35 33943	(10000000-) Screw, Flat, M08 X 1.25 X 40, 10.9	2
▲	36 08713	(10000000-) Nut, Hex, Lock, M08 X 1.25, NI, Ss	2
▲	37 32490	(10000000-) Washer, Flt, .25 Std	2
▲	38 222404	(10000000-) Door, Scb Head, Lh	1
▲	39 222405	(10000000-) Door, Scb Head, Rh	1
▲	40 59849	(10000000-) Nut, Retainer, .312 Dia	2
▲	41 1029425	(10000000-) Tube, Rnd, 0.40id 0.50od 02.3l, Ss	2
▲	42 01685	(10000000-) Washer, Flat, 0.38b 0.88d .08, Ss	4
▲	43 57048	(10000000-) Washer, Flat, 0.53b 2.13d .11, Stl, PI	2
▲	44 397816	(10000000-) Strap Assy, Handle	1
▲	45 23996	(10000000-) Washer, Flat, 0.53b 0.84d .06, Stl, PI	1
▲	46 397817	(10000000-) Pin, Clevis, 0.50 D X 2.88l	1
▲	47 02942	(10000000-) Pin, Hair Cotter, 0.62 D .120 Wir	1

▽ - Identifies an assembly

▲ - Identifies parts included in assembly

Fig. 9 - Recovery Tank Group

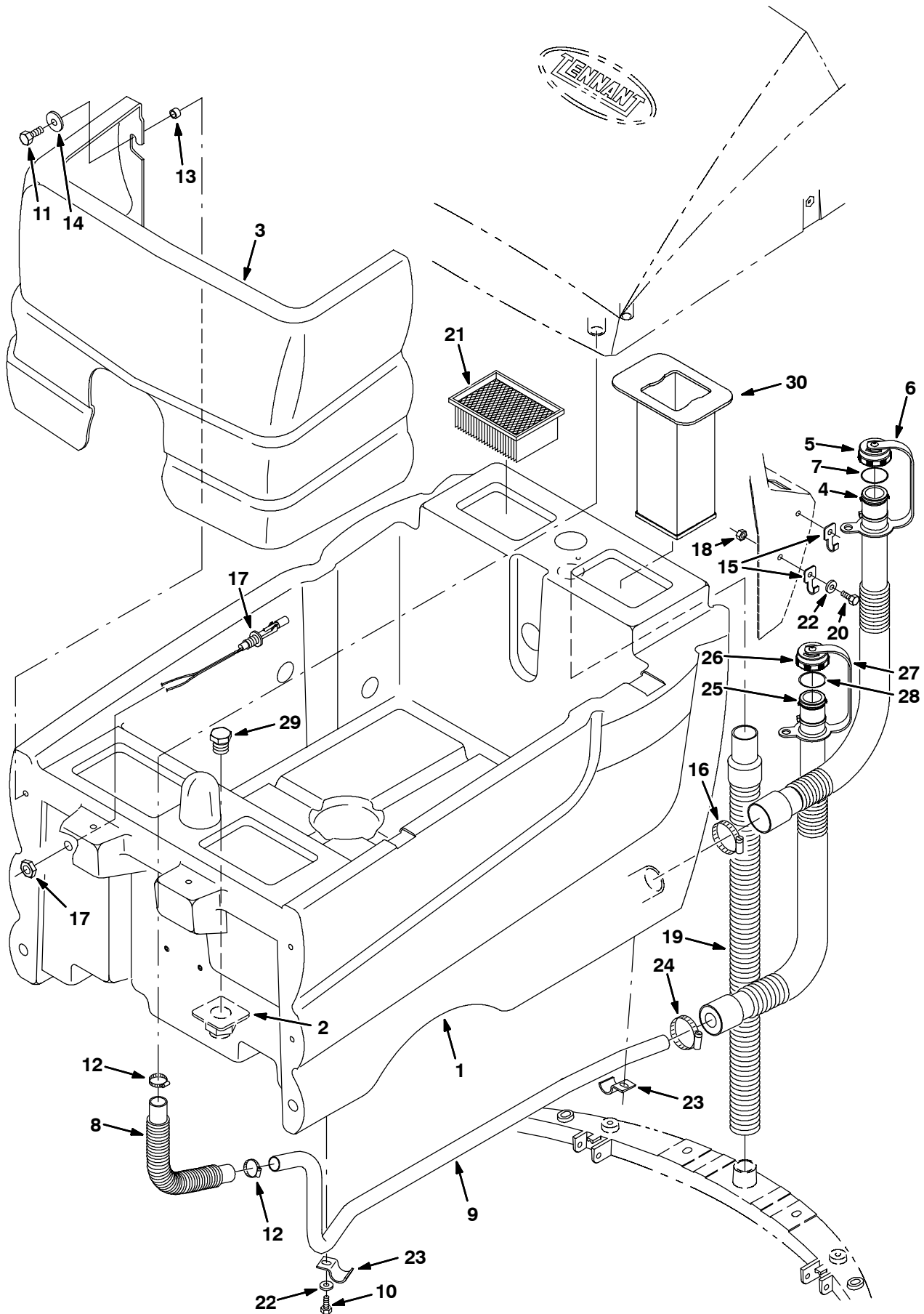


Fig. 9 - Recovery Tank Group

	Ref.	Part No.	Serial Number	Description	Qty.
▽	1	398440	(10000000-) Tank, Recvy [5680/5700]	1
▲	2	377349	(10000000-) Fitting, Plstc, Pf12/Pf12, Bh	1
	3	9005799	(10000000-) Cover, Front, Teal, Afmkt [5680 Disk]	1
▽	4	1011168	(10000000-) Hose, Assembly, Drain, 25.7	1
▲▽	5	1008639	(10000000-) Cap, Drain Assembly	1
▲▲	6	1019563	(10000000-) Strap, Drain Cap	1
▲▲	7	1008637	(10000000-) O Ring, 1.48" ID, 1.76" Od	1
	8	222194	(10000000-) Hose, Drain, Flex	1
	9	222151	(10000000-) Tube, Drain	1
	10	12273	(10000000-) Screw, Hex, M08 X 1.25 X 20, Ss, NI	2
	11	12273	(10000000-) Screw, Hex, M08 X 1.25 X 20, Ss, NI	4
	12	11399	(10000000-) Clamp-Wormdrive, 0.81- 1.50D	2
	13	222516	(10000000-) Sleeve, P/M, 0.496d 0.318b 0.31l 430ss	4
	14	30013	(10000000-) Washer, Flat, .31 Fender	4
	15	222793	(10000000-) Clip, Hose, Hanger	2
	16	22297	(10000000-) Clamp, Hose, Wormdrive, 1.56-2.50d	1
	17	222822	(10000000-) Switch, Float	1
	18	08713	(10000000-) Nut-Hxlocnyln M 8X1.25 Reg Ss	2
	19	374060	(10000000-) Hose & Cuff Assy, Vacuum 1.51D 32L	1
	20	15675	(10000000-) Screw, Hex, M8 X 1.25 X 16, Ss	2
	21	1037821	(10000000-) Filter, Panl, Dust, 2.3 X 04.5 X 06.4	1
	22	01685	(10000000-) Washer Flt .31 Ss	4
	23	69234	(10000000-) Clamp, Cable, 1.00D 0.62W Stl	2
	24	11531	(10000000-) Clamp, Hose, Wormdrive, 1.06-2.00d	1
▽	25	1011167	(10000000-) Hose, Assembly, Drain, 26.7	1
▲▽	26	1008639	(10000000-) Cap, Drain Assembly	1
▲▲	27	1019563	(10000000-) Strap, Drain Cap	1
▲▲	28	1008637	(10000000-) O Ring, 1.48" ID, 1.76" Od	1
	29	75611	(10000000-) Ftg-Plug Npt 12Pm Rd Hd Plstc.	1
	30	1042996	(10000000-) Screen, Debris, [5680/5700] (Optional)	1

▽ - Identifies an assembly

▲ - Identifies parts included in assembly

Fig. 10 - Solution Tank Group

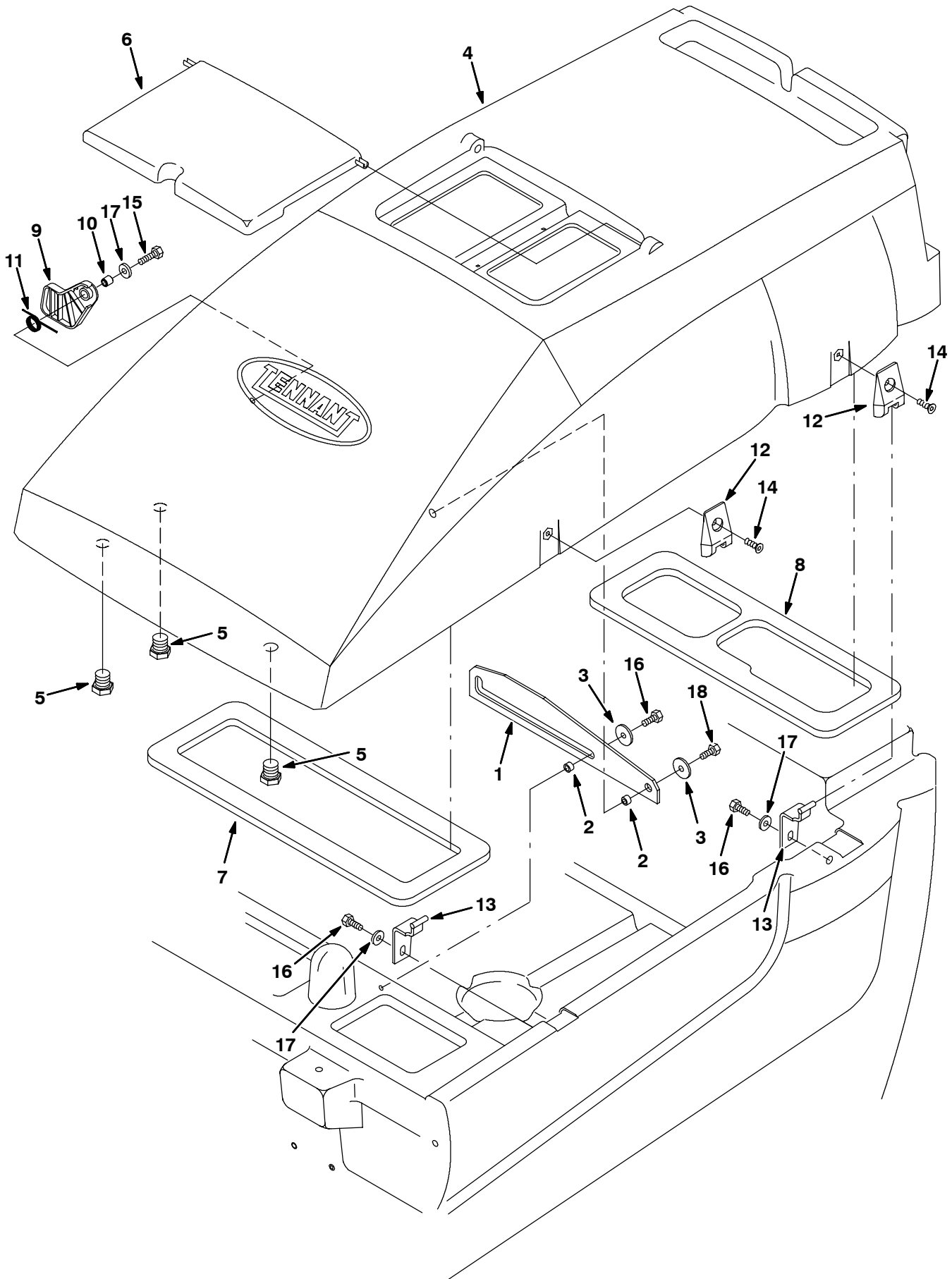


Fig. 10 - Solution Tank Group

Ref.	Part No.	Serial Number	Description	Qty.
1	397705	(10000000-) Bracket, Prop, Arm	1
2	222516	(10000000-) Sleeve, .318B .496D .312 Ss	2
3	30013	(10000000-) Washer-Flt .31 Fender Pltd	2
4	398430	(10000000-) Tank, Soltn [5680/5700]	1
5	75611	(10000000-) Ftg-Plug Npt 12Pm Rd Hd Plstc.	3
6	222712	(10000000-) Cover, Solution Tank, w/Label	1
7	222120	(10000000-) Gasket, Tank, Front	1
8	222121	(10000000-) Gasket, Tank, Rear	1
9	222406	(10000000-) Stop, Tank	1
10	222460	(10000000-) Sleeve	1
11	222462	(10000000-) Spring, Torsion	1
12	222529	(10000000-) Hinge Leaf	2
13	398485	(10000000-) Hinge Wldt, Leaf	2
14	222463	(10000000-) Scr-Flt M 8X1.25 20 Blk Nyloc	2
15	12333	(10000000-) Scr-Hexssm 8X1.25 25 Nyloloc	1
16	12273	(10000000-) Screw, Hex, M08 X 1.25 X 20, Ss, NI	4
17	01685	(10000000-) Washer Flt .31 Ss	3

Fig. 11 - Vacuum Fan Group

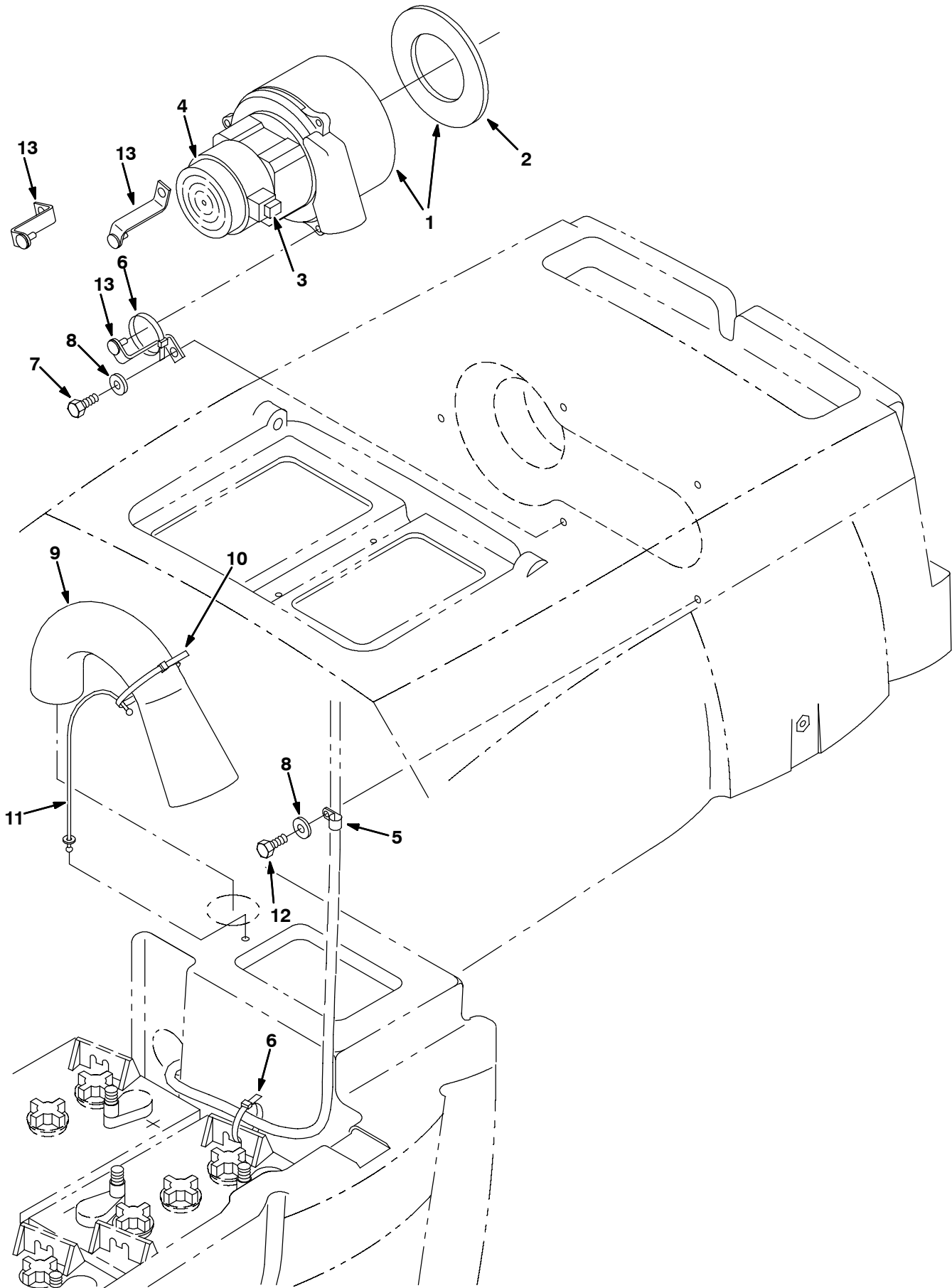


Fig. 11 - Vacuum Fan Group

	Ref.	Part No.	Serial Number	Description	Qty.
▽	1	9004054	(10355629-) Motor Kit, Vacuum, Replmt	1
▲	2	223264	(10355629-) Seal, Vac Fan	1
▲	3	1041772	(10355629-) Brush Kit, Motor, Fan [1 Kit = 2 Brsh]	1
▲	4	1041766	(10355629-) Cover, Cooling Fan	1
▽	1	398520	(10000000-10355628)) Fan Assy, Vacuum, 5.7d, 036vdc, 3 Stage	1
▲	2	223264	(10000000-10355628)) Seal, Vac Fan	1
▲	3	398513	(10000000-10355628)) Brush Kit, Motor, Fan [1 Kit = 2 Brsh]	1
▲	4	398511	(10000000-10355628)) Housing	1
	5	40678	(10000000-) Clamp-Cable, 0.44D 0.62W	1
	6	49266	(10000000-) Tie, Cable 1.75D Max 7.50Lg	2
	7	12273	(10000000-) Screw, Hex, M08 X 1.25 X 20, Ss, NI	3
	8	01685	(10000000-) Washer Flt .31 Ss	4
	9	222361	(10000000-) Hose, Inlet Recovery Tank	1
	10	49263	(10000000-) Tie, Cable, Nyl, 11.4l .19w 3.0 Max D	1
	11	222667	(10000000-) Cable, .06d, 06.8l, .25ball/.25ball	1
	12	15675	(10000000-) Scr Hexssm 8X1.25 16	1
	13	222122	(10000000-) Bracket, Mounting, Vac Fan	3

▽ - Identifies an assembly

▲ - Identifies parts included in assembly

Fig. 12 - Solution Control Group

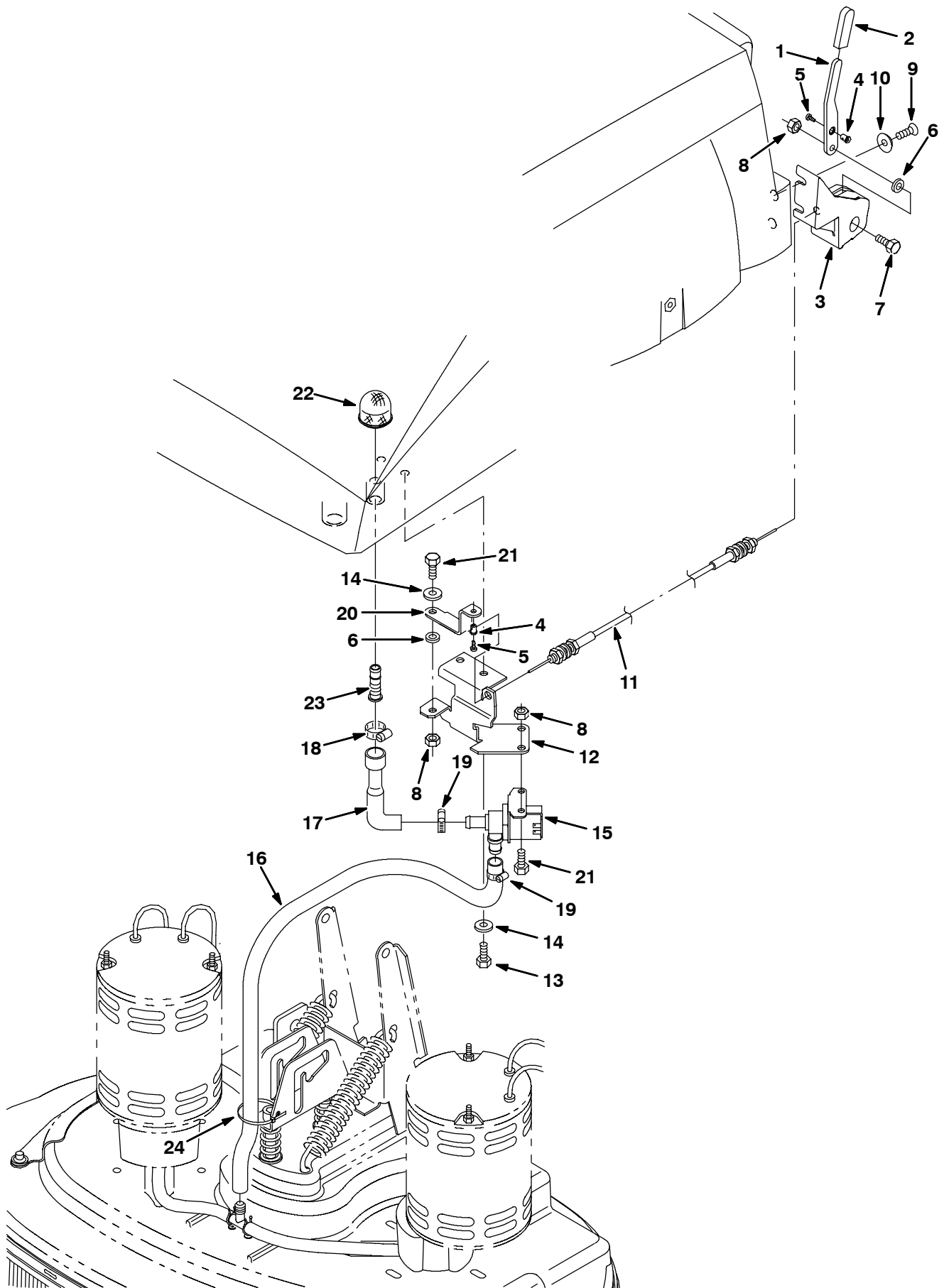


Fig. 12 - Solution Control Group

Ref.	Part No.	Serial Number	Description	Qty.
1	222185	(10000000-) Lever, Control	1
2	222190	(10000000-) Grip, Handle	1
3	222186	(10000000-) Housing, Cntrl Lever	1
4	43242	(10000000-) Swivel	2
5	32515	(10000000-) Screw, Pan, #08-32 X 0.38, 1	2
6	43454	(10000000-) Washer, 0.34b 0.69d .06, Nyl	2
7	09011	(10000000-) Screw, Hex, M08 X 1.25 X 30, Ss	1
8	08713	(10000000-) Nut, Hex, Lock, M08 X 1.25, NI, Ss	4
9	222463	(10000000-) Screw, Flat, M08 X 1.25 X 20, Blk	2
10	222466	(10000000-) Washer, Finish, M08, Blk	2
11	222188	(10000000-) Cable, Push/Pull, 51.5L, 1.3 .075	1
12	397787	(10000000-) Bracket, Mtg, Valve	1
13	15675	(10000000-) Screw, Hex, M08 X 1.25 X 16, Ss	2
14	01685	(10000000-) Washer, Flt, .31 Ss	3
15	374752	(10000000-) Valve, Solenoid	1
16	374753	(10000000-) Hose, Pvc	1
17	397777	(10000000-) Hose, Rbr, E90, 0.62ID 0.81ID (Valve)	1
18	63810	(10000000-) Clamp, Hose, Wormdrive, 0.56-1.06d, .56w	1
19	54333	(10000000-) Clamp, Hose, Wormdrive, 0.31-0.88d	2
20	222097	(10000000-) Lever, Valve	1
21	09740	(10000000-) Screw, Hex, M08 X 1.25 X 20, Ss	3
22	222742	(10000000-) Screen, Drain	1
23	222728	(10000000-) Fitting, Plstc, Str, Bm08/FIng	1
24	49266	(10000000-) Tie, Cable, Nyl, 07.3l .19w 1.8 Max D	1

Fig. 13 - Battery Group

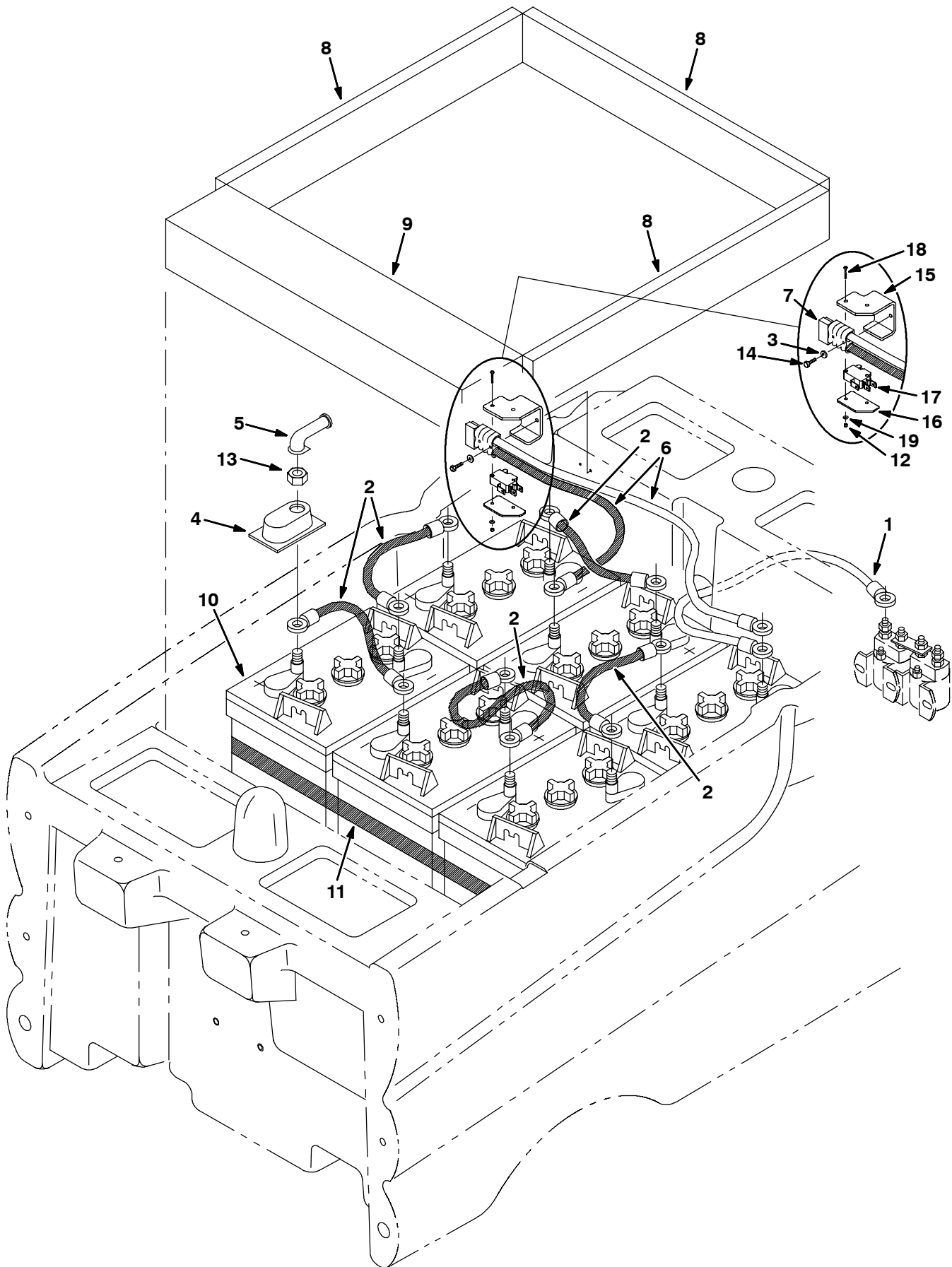


Fig. 13 - Battery Group

Ref.	Part No.	Serial Number	Description	Qty.	
1	222218	(10000000-) Cable, Battery	1	
2	63735	(10000000-) Wire, 06ga 11.0l Blk .38ring /.38ring	5	
3	01757	(10000000-) Washer, Lock, Int, M03, Ss	2	
4	45962	(10000000-) Cover, Terminal, Poly	12	
5	02076	(10000000-) Boot, 90Deg .50D .57X .84	12	
▽	6	222217	(10000000-) Harness, Cable, Battery	1
▲	7	130155	(10000000-) Connector, Battery, 6ga 50a, Gray[2cont]	1
▽		222778	(10000000-) Battery Kit 36V 235Ah Wet	1
▲	8	222473	(10000000-) Spacer, Battery .62X1.5X21.0	3
▲	9	222474	(10000000-) Spacer, Battery 3.0X4.3X21.0	1
▲	10	222280	(10000000-) Battery, 6V, Res Cap: 129 Wet	6
	11	222682	(10000000-) Strap, Poly, Webbing, 100" L	1
	12	01754	(10000000-) Nut, Hex, Std, M3 X 0.50, 8	2
	13	87435	(10000000-) Nut, Hex, Flexlock, .31-18	12
	14	06923	(10000000-) Screw, Pan, Phl, M3 X 0.50 X 25, 4.8	2
	15	1028907	(10000000-) Bracket, Connector [5700xp]	1
	16	1030332	(10000000-) Plate, Switch, Guard	1
	17	611006	(10000000-) Switch Kit, Rlr, Replmt	1
	18	06922	(10000000-) Screw, Pan, Phl, M3 X 0.50 X 20, 4.8	2
	19	01757	(10000000-) Washer, Lock, Int, M3, Ss	2

▽ - Identifies an assembly

▲ - Identifies parts included in assembly

Fig. 14 - Steering Control Group

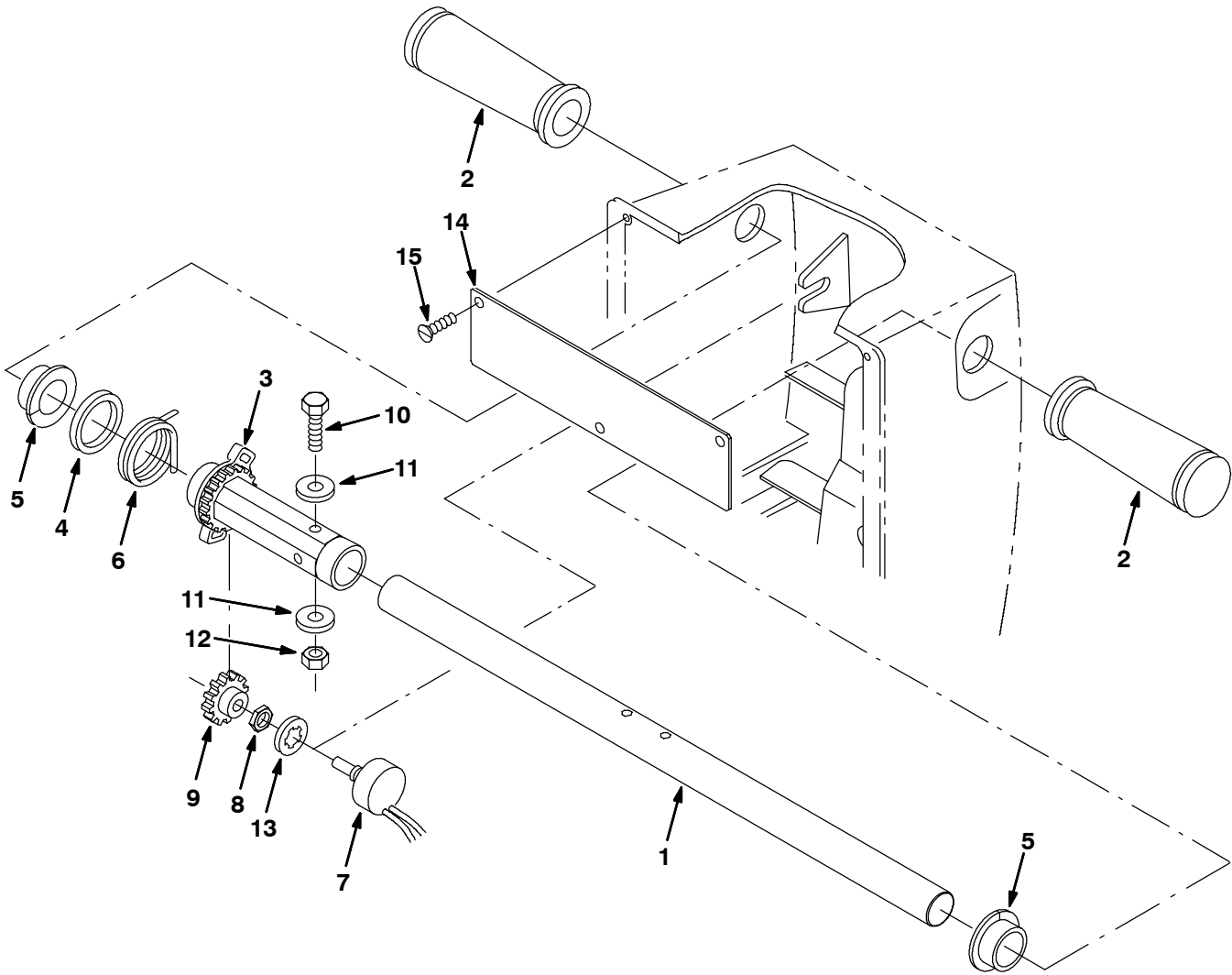


Fig. 14 - Steering Control Group

Ref.	Part No.	Serial Number	Description	Qty.
1	222740	(10000000-) Handle, Speed Control	1
2	222648	(10000000-) Grip, Handle, Round	2
3	222079	(10000000-) Gear, Speed Control	1
4	222501	(10000000-) Washer, Spacer, Speed Control	1
5	49514	(10000000-) Bearing, Snap .875 Bore	2
6	222081	(10000000-) Spring, Torsion Centering	1
7	397736	(10000000-) Harness, Switch, Potentiometer	1
8	222607	(10000000-) Nut-Hx Thin .38-32	1
9	27974	(10000000-) Gear, 28 T. 24P	1
10	06947	(10000000-) Screw, Hex, M06 X 1.0 X 40, 8.8	1
11	32483	(10000000-) Washer, Flt, .25 Sae	2
12	08708	(10000000-) Nut, Hex, Lock, M06 X 1.0, NI	1
13	32988	(10000000-) Washer, Lock, Int, .38	1
14	222083	(10000000-) Plate, Shield	1
15	222465	(10000000-) Screw, Flt, M03 X 0.5 X 06, Ss	2

Fig. 15 - Operator Console Group

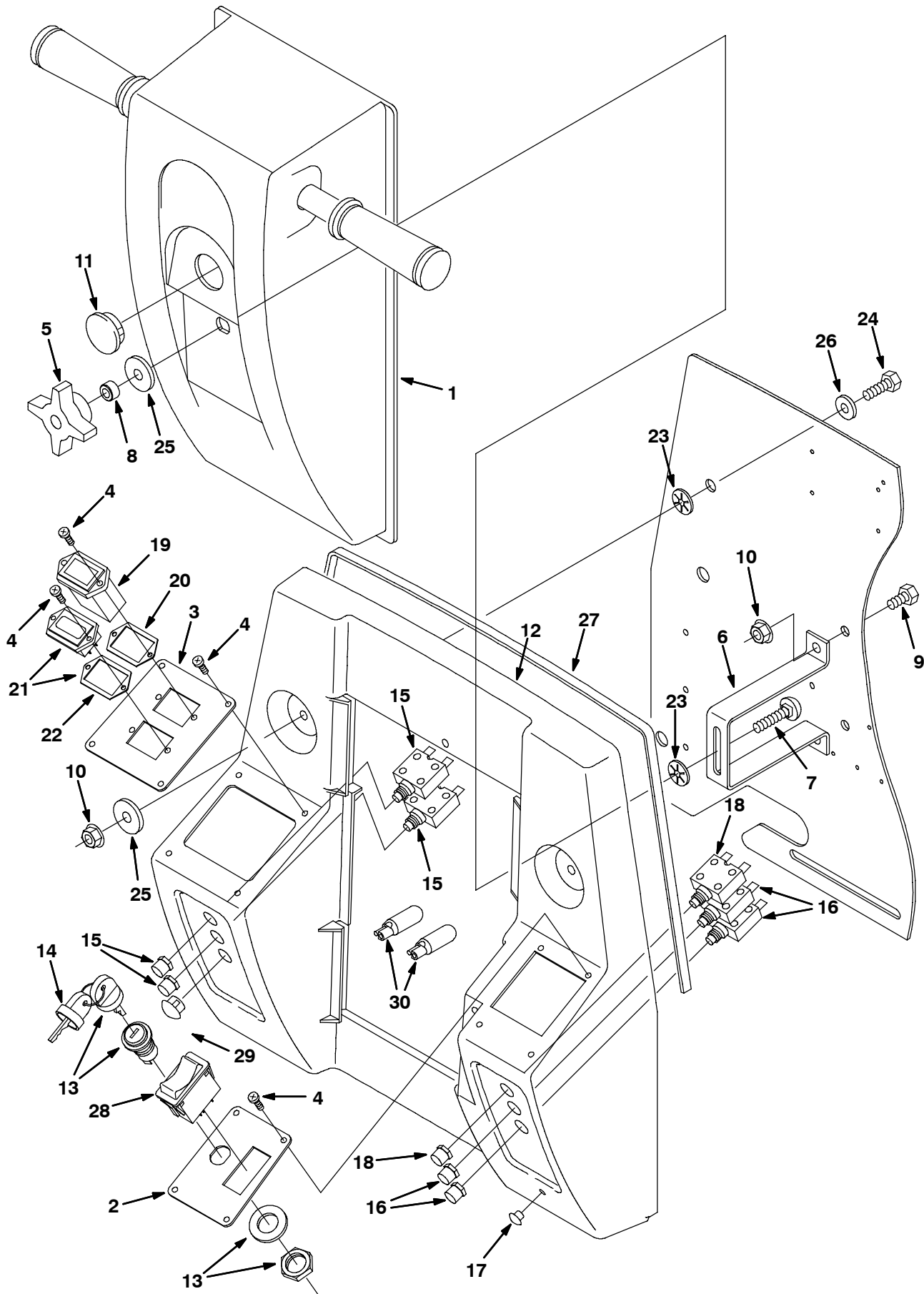


Fig. 15 - Operator Console Group

Ref.	Part No.	Serial Number	Description	Qty.	
1	1043581	(10000000-) Shroud, Steering, Adj, Rwk [UL]	1	
2	397761	(10000000-) Cover, Ele, Rh	1	
3	397760	(10000000-) Cover, Ele, Lh	1	
4	222267	(10000000-) Screw, Pan, #06-20 X 0.50, Fmg, [Ab]	12	
5	370100	(10000000-) Knob, 4-Prong W/.31-18, Insert	1	
6	397717	(10000000-) Bracket, Shroud, Adj	1	
7	32968	(10000000-) Bolt, Carriage, .31-18 X 2.00	1	
8	222248	(10000000-) Sleeve	1	
9	15675	(10000000-) Screw, Hex, M08 X 1.25 X 16, Ss	2	
10	07791	(10000000-) Nut, Hex, Flng, M08 X 1.25	4	
11	76888	(10000000-) Button, Plug, 1.25h .00-.12 [Black Nyl]	1	
12	368591	(10000000-) Kit, Ci, Replmt, Rear Panel, [5680]	1	
▽	13	222282	(10000000-) Switch	1
▲	14	222684	(10000000-) Key, Set Of Two	1
15	383725	(10000000-) Circuitbreaker, 30.0a	2	
16	383724	(10000000-) Circuitbreaker, 25.0a	2	
17	379000	(10000000-) Button, Plug, 0.22h .00-.06 [Black Nyl]	1	
18	383721	(10000000-) Circuitbreaker, 10.0a	1	
19	377433	(10000000-) Gauge, Hourmeter, 12-80vdc, Analog,Rt,.1	1	
20	222683	(10000000-) Gasket, Hourmeter	1	
▽	21	1038957	(10000000-) Gauge, Discharge, Battery, 36Vdc, Led	1
▲	22	222683	(10000000-) Gasket, Hourmeter	1
23	222768	(10000000-) Pushnut, Fastener	3	
24	09023	(10000000-) Screw, Hex, M08 X 1.25 X 35, Ss	2	
25	30013	(10000000-) Washer, Flat, .31 Fender	3	
26	01685	(10000000-) Washer, Flt, .31 Ss	2	
27	222639	(10000000-) Seal, Rubber	1	
28	397889	(10000000-) Switch, Rocker, Dpst	1	
29	56992	(10000000-) Button, Plug, 0.50h .03-.12 [Black Nyl]	1	
30	222290	(10000000-) Diode, Ele, Plug	2	

▽ - Identifies an assembly

▲ - Identifies parts included in assembly

Fig. 16 - Electrical Panel Group

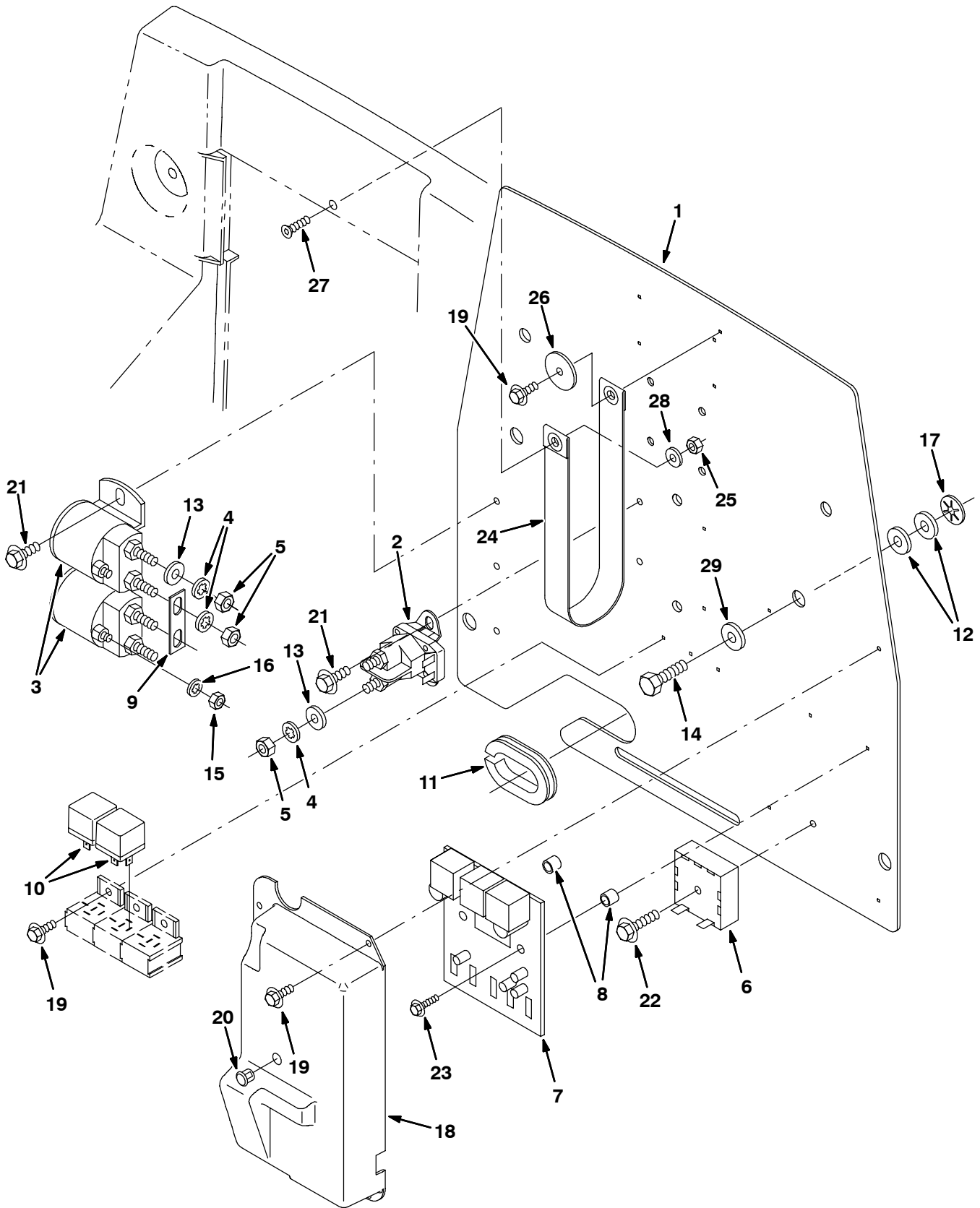


Fig. 16 - Electrical Panel Group

Ref.	Part No.	Serial Number	Description	Qty.
1	1002660	(10000000-) Plate, Mtg, Electronic	1
2	9004538	(10000000-) Contactor, Kit [383731 Replmt]	1
3	45405	(10000000-) Contactor, 36vdc	2
4	32984	(10000000-) Washer, Lock, Int, .31	6
5	20170	(10000000-) Nut, Hex, Jam, .31-24	6
6	49047	(10000000-) Module, Delay	1
7	397785	(10000000-) Controller, Propel, 40 Amp	1
8	222104	(10000000-) Spacer	2
9	769251	(10000000-) Busbar, Contactor	1
10	398526	(10000000-) Relay, 36vdc, 5a, Spdt	2
11	10632-13	(10000000-) Grommet, Rbr, 1.50id, F/ 1.8h, .31matl	1
12	13248	(10000000-) Washer, 0.40b 1.12d .12, Stl, Pl	8
13	39349	(10000000-) Washer, Flt, .31 Sae	4
14	12333	(10000000-) Screw, Hex, M08 X 1.25 X 25, Ss, NI	4
15	01713	(10000000-) Nut, Hex, Std, #10-32, 2	2
16	32980	(10000000-) Washer, Lock, Int, #10	2
17	222768	(10000000-) Pushnut, Fastener	4
18	222472	(10000000-) Cover, Electronic Board	1
19	16944	(10000000-) Screw, Hex, M04 X 0.7 X 10, Fmg	7
20	01314	(10000000-) Button, Plug, 0.38h .03-.12 [Black Nyl]	1
21	222158	(10000000-) Screw, Hex, M06 X 1.0 X 10, Fmg	5
22	222159	(10000000-) Screw, Hex, M06 X 1.0 X 25, Fmg	1
23	71026	(10000000-) Screw, Hex, Fmg, M04-0.7 X 20	2
24	222450	(10000000-) Strap	1
25	08712	(10000000-) Nut, Hex, Lock, M06 X 1.0, NI, Ss	1
26	41178	(10000000-) Washer, Flat, .25 Fender	1
27	09163	(10000000-) Screw, Flt, M06 X 1.0 X 16, Ss	1
28	01684	(10000000-) Washer, Flt, .25 Ss	1
29	01685	(10000000-) Washer, Flat, .31 Ss	4

Fig. 17 - Squeegee Lift Group

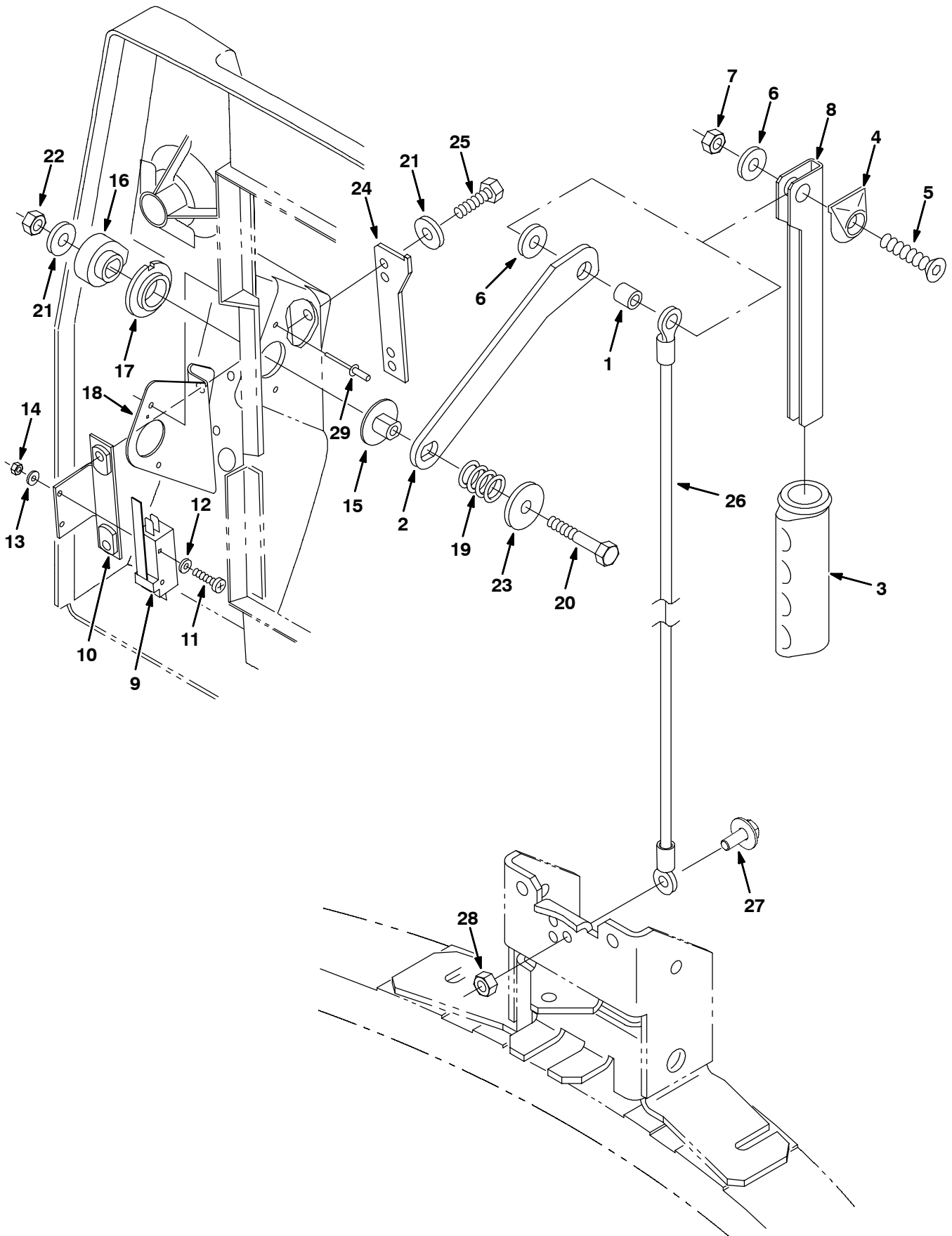


Fig. 17 - Squeegee Lift Group

Ref.	Part No.	Serial Number	Description	Qty.
1	222460	(10000000-) Sleeve	1
2	222139	(10000000-) Lever, Squeegee Lift	1
3	222647	(10000000-) Grip, Handle [Oblong]	1
4	222665	(10000000-) Bumper, Handle	1
5	79506	(10000000-) Screw, Flat, M08-1.25x 30, Ss	1
6	01685	(10000000-) Washer, Flt, .31 Ss	2
7	08713	(10000000-) Nut, Hex, Lock, M08 X 1.25, NI, Ss	1
8	222448	(10000000-) Lever, Squeegee Lift, Upper	1
9	1008142	(10000000-) Switch, Micro, Spdt	1
10	222402	(10000000-) Bracket, Switch, Fan	1
11	06923	(10000000-) Screw, Pan, M03 X 0.5 X 25, 4.8	2
12	19064	(10000000-) Washer, Flt, #06	2
13	01757	(10000000-) Washer, Lock, Int, M03, Ss	2
14	01754	(10000000-) Nut, Hex, Std, M03 X 0.5	2
15	374745	(10000000-) Pivot	1
16	222400	(10000000-) Cam, Switch, Fan	1
17	222868	(10000000-) Bushing, Flng, 0.75b 1.00d 0.28l, Bnz	1
18	222867	(10000000-) Plate, Sqge, Pivot	1
19	57889	(10000000-) Spring, Cmpr, 0.69od .05wir 0.6l	1
20	06948	(10000000-) Screw, Hex, M06 X 1.0 X 45, 8.8	1
21	01684	(10000000-) Washer, Flt, .25 Ss	2
22	08708	(10000000-) Nut, Hex, Lock, M06 X 1.0, NI	1
23	41178	(10000000-) Washer, Flat, .25 Fender	2
24	222138	(10000000-) Bracket, Catch	1
25	11329	(10000000-) Screw, Hex, M06 X 1.0 X 16, Ss, NI	2
26	222227	(10000000-) Cable, .13d, 26.7l, .50eye /.25eye	1
27	1034731	(10000000-) Screw, Hex, M6 X 1.00 X 16, Sems, Ss	1
28	08712	(10000000-) Nut, Hex, Lock, M06 X 1.0, NI, Ss	1
29	34738	(10000000-) Rivet, Blind, .125d X 0.32 X .25d, Stl	2

Fig. 18 - Squeegee Linkage Group

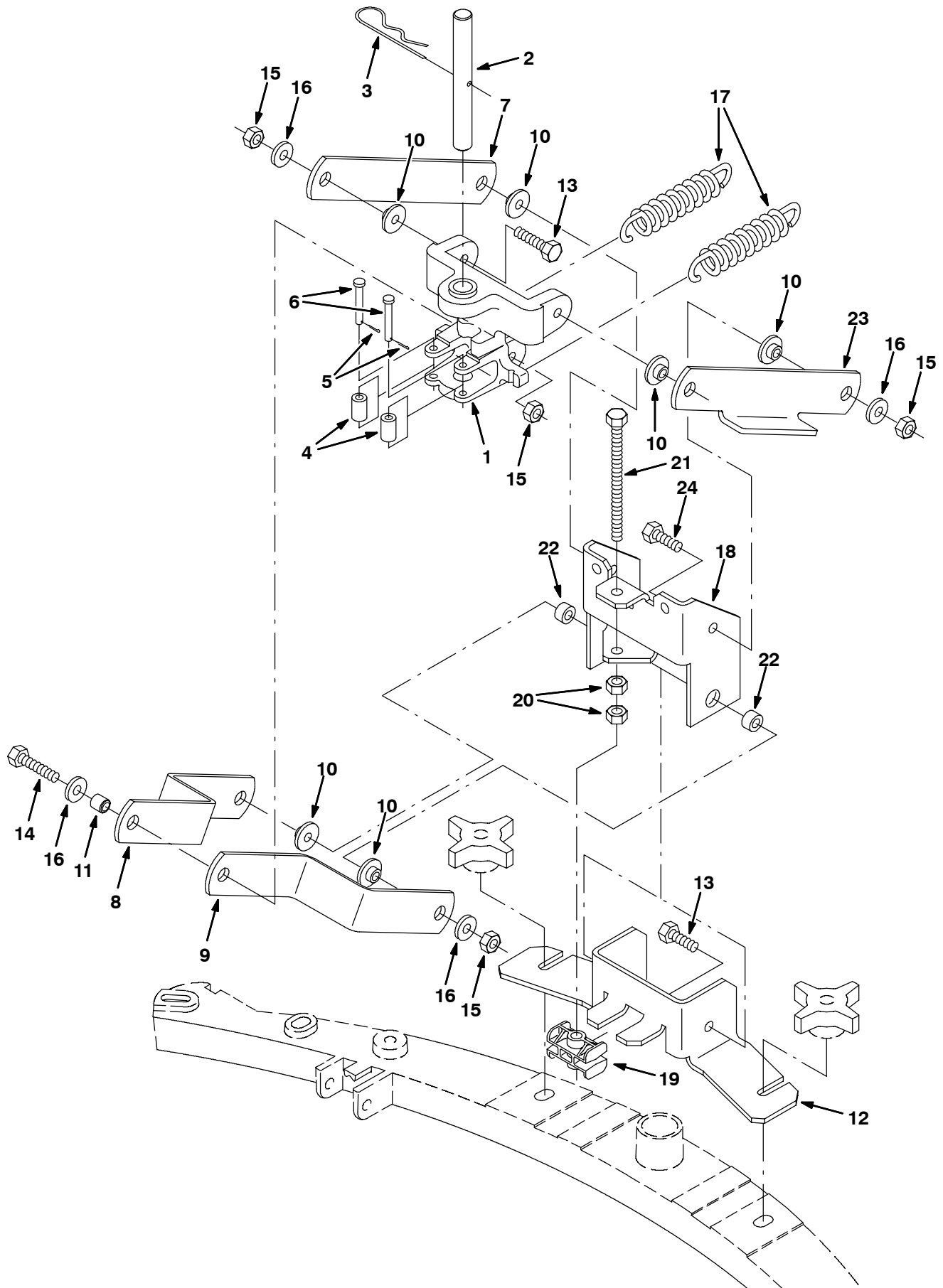


Fig. 18 - Squeegee Linkage Group

Ref.	Part No.	Serial Number	Description	Qty.
1	1030870	(10000000-) Block, Pivot, Mach	1
2	222239	(10000000-) Pin, 0.62d 05.4l 1/16h 2/Cham	1
3	02942	(10000000-) Pin, Hair Cotter, 0.62 D .120 Wir	1
4	222468	(10000000-) Roller	2
5	08178	(10000000-) Pin, Cotter, .062 X 0.75	2
6	05283	(10000000-) Pin, Clevis, 6mm D X 40mm	2
7	397820	(10000000-) Link, Sqge, Upper	1
8	397821	(10000000-) Link, Sqge, Lower, Rh	1
9	397822	(10000000-) Link, Sqge, Lower, Lh	1
10	80950	(10000000-) Bushing, Flng, 0.32b 0.50d 0.26l, Bnz	6
11	222460	(10000000-) Sleeve	2
12	222230	(10000000-) Bracket, Linkage, Lower	1
13	09023	(10000000-) Screw, Hex, M08 X 1.25 X 35, Ss	4
14	09026	(10000000-) Screw, Hex, M08 X 1.25 X 40, Ss	1
15	08713	(10000000-) Nut, Hex, Lock, M08 X 1.25, NI, Ss	7
16	01685	(10000000-) Washer, Flt, .31 Ss	7
17	222236	(10000000-) Spring, Extn, 1.00od X 0.12wir, 5.0l	2
18	222231	(10000000-) Bracket, Linkage, Upper	1
19	222233	(10000000-) Block, Sqge, Adj	1
20	07786	(10000000-) Nut, Hex, Std, M08 X 1.25, Ss	2
21	49883	(10000000-) Screw, Hex, M08 X 1.25 X 120, Fl	1
22	360460	(10000000-) Spacer	2
23	1018718	(10000000-) Link, Sqge, Upper, Lh	1
24	09010	(10000000-) Screw, Hex, M08 X 1.25 X 25, Ss	2

Fig. 19 - Squeegee Group, Model 700, 700 mm (28 in)

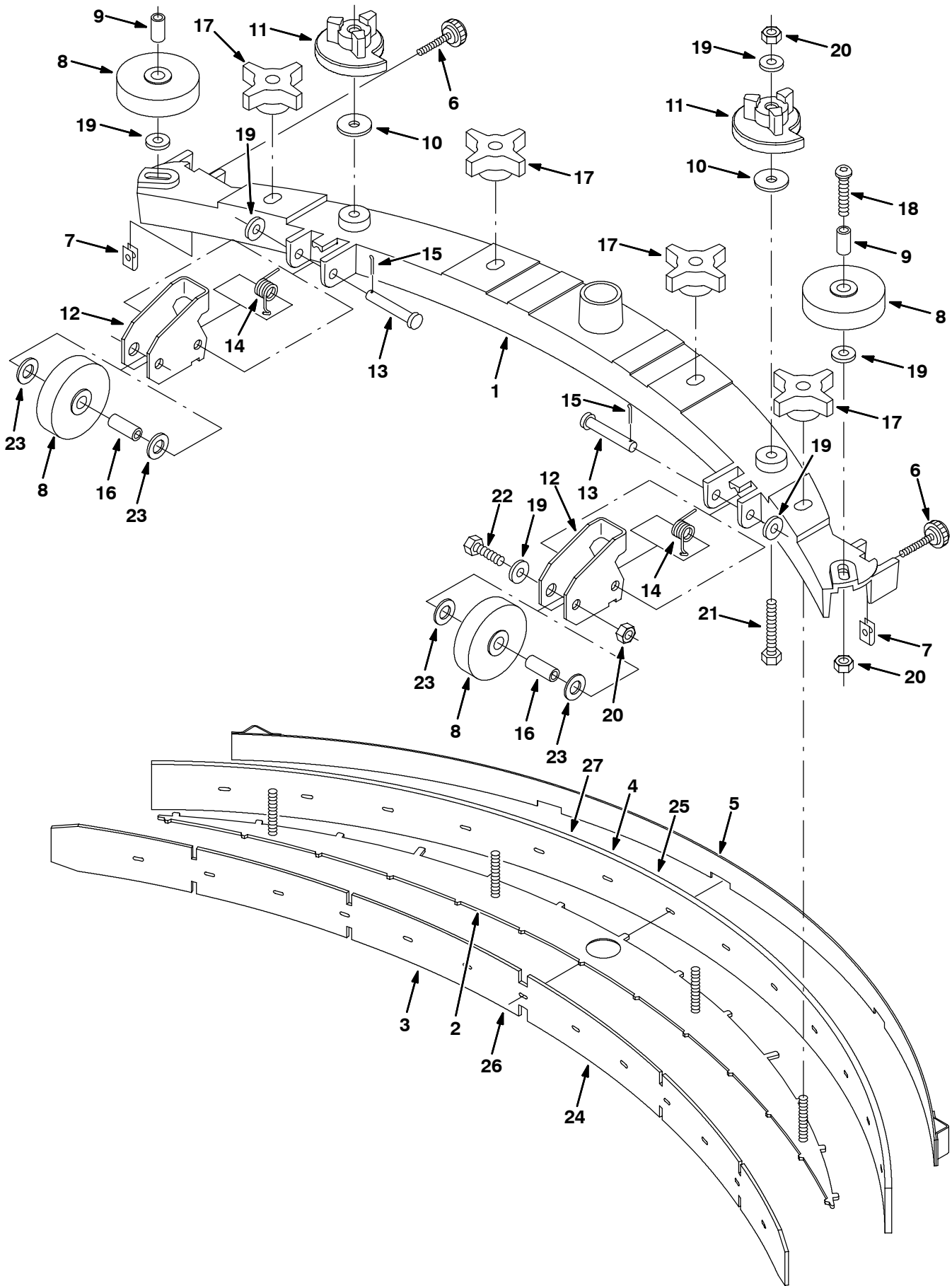


Fig. 19 - Squeegee Group, Model 700, 700 mm (28 in)

Ref.	Part No.	Serial Number	Description	Qty.
▽	397751	(10000000-) Kit, Ci, Sqge, Assy, [5680] [700d]	1
▲	1 222131	(10000000-) Frame, Sqge 28"	1
▲	2 222368	(10000000-) Plate, Blade Retainer 28"	1
▲	3 222381	(10000000-) Blade, Sqge, Front, 38.97l Rbr [700mm]	1
▲	4 222382	(10000000-) Blade, Sqge, Rear, 40.93l Linatex[700mm]	1
▲	5 222378	(10000000-) Band Wldt, Sqge 28	1
▲	6 222794	(10000000-) Knob, W1.25-20X1.5Lg Stud	2
▲	7 82138	(10000000-) Nut Speed,Retainer, .25-20 Thd	2
▲	8 222066	(10000000-) Wheel, 3.0 Dia	4
▲	9 222496	(10000000-) Sleeve	2
▲	10 222268	(10000000-) Washer, .375B 1.25D .12Neopre	2
▲	11 222244	(10000000-) Cam, Adj, Sqge	2
▲	12 222245	(10000000-) Bracket, Mtg, Wheel	2
▲	13 222260	(10000000-) Pin, Clevis, 0.37 Dia 2.25Lg	2
▲	14 222130	(10000000-) Spring, Torsion, Wheel	2
▲	15 39005	(10000000-) Pin, Cotter .094X0.75	2
▲	16 222497	(10000000-) Sleeve	2
▲	17 370100	(10000000-) Knob, 4 Prongs w/.31-8 Insert	4
▲	18 397826	(10000000-) Screw, Btn, M8 X 1.25 X 40, Ss18-8	2
▲	19 01685	(10000000-) Washer Flt .31 Ss	8
▲	20 08713	(10000000-) Nut-Hxlocnyln M 8X1.25 Reg Ss	6
▲	21 09767	(10000000-) Scr Hexssm 8X1.25 70	2
▲	22 49694	(10000000-) Scr Hex Ssm 8X1.25 50	2
▲	23 32486	(10000000-) Washer, Flt, .50 Sae	4
▽	222422	(10000000-) Blade Kit, Sqge, Rbr [700]	1
▲	24 222385	(10000000-) Blade, Sqge, Tile, 38.97l [Linard, 28"]	1
▲	25 222387	(10000000-) Blade, Sqge, Rear, 40.93l Gum [28"]	1
▽	222428	(10000000-) Sqge Kit, Oil Res Ure [700]	1
▲	26 222391	(10000000-) Blade, Sqge, Front, 38.97l [700mm]	1
▲	27 222389	(10000000-) Blade, Sqge, Rear, 40.93l Pyu [28"]	1

▽ - Identifies an assembly

▲ - Identifies parts included in assembly

Fig. 20 - Squeegee Group, Model 800, 800 mm (32 in)

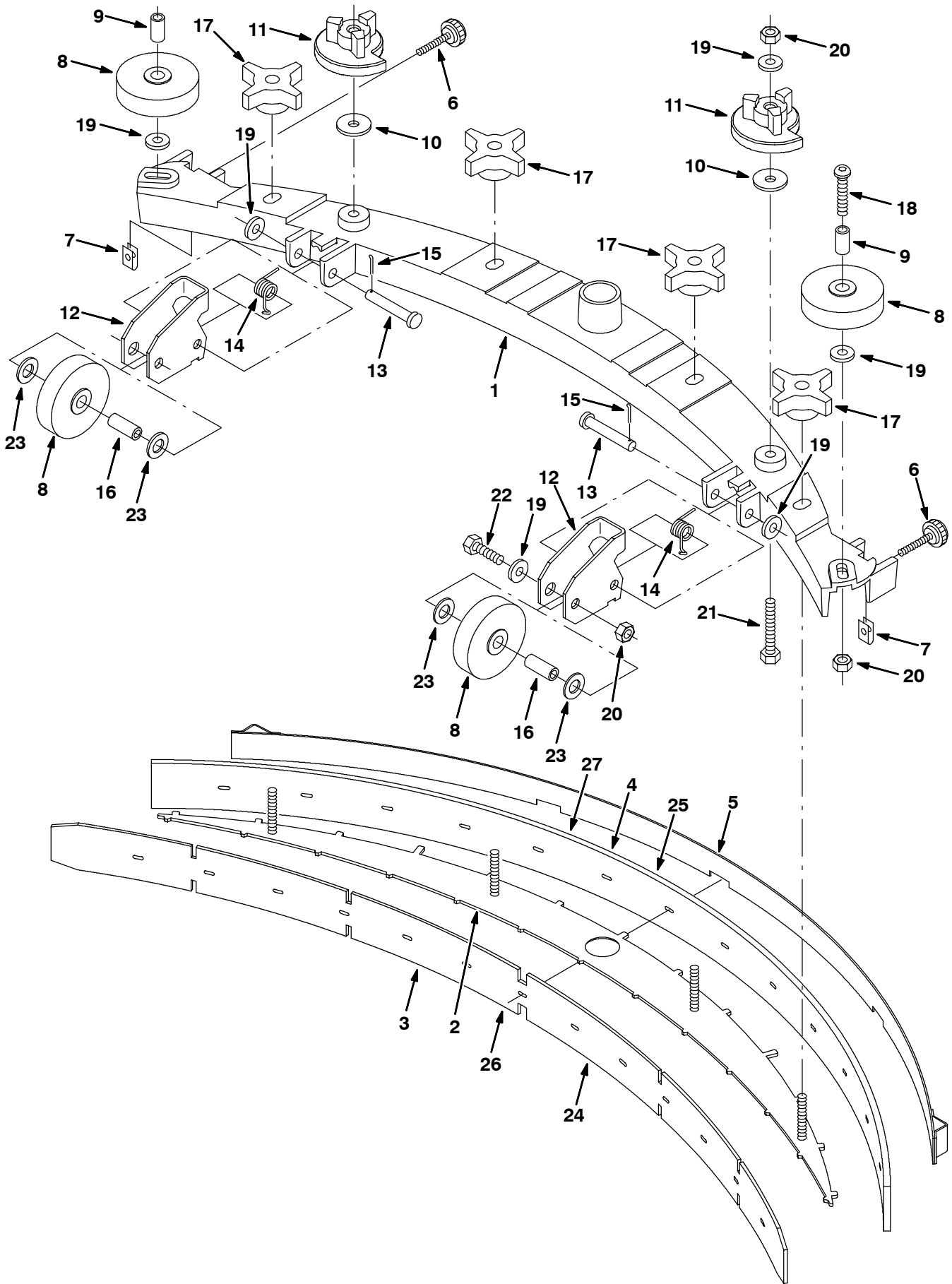


Fig. 20 - Squeegee Group, Model 800, 800 mm (32 in)

Ref.	Part No.	Serial Number	Description	Qty.
▽	397749	(10000000-) Kit, Ci, Sqge, Assy, [5680] [800d]	1
▲	1 222134	(10000000-) Frame, Squeegee 32"	1
▲	2 222240	(10000000-) Plate, Blade Retainer 32	1
▲	3 222241	(10000000-) Blade, Sqge, Front, 43.66l Rbr [800mm]	1
▲	4 222242	(10000000-) Blade, Sqge, Rear, 45.65l Linatex [32"]	1
▲	5 222243	(10000000-) Band Wldt, Sqge 32	1
▲	6 222794	(10000000-) Knob, W1.25-20X1.5Lg Stud	2
▲	7 82138	(10000000-) Nut Speed, Retainer, .25-20 Thd	2
▲	8 222066	(10000000-) Wheel, 3.0 Dia	4
▲	9 222496	(10000000-) Sleeve	2
▲	10 222268	(10000000-) Washer, .375B 1.25D .12Neopre	2
▲	11 222244	(10000000-) Cam, Adj, Sqge	2
▲	12 222245	(10000000-) Bracket, Mtg, Wheel	2
▲	13 222260	(10000000-) Pin, Clevis, 0.37 Dia 2.25Lg	2
▲	14 222130	(10000000-) Spring, Torsion, Wheel	2
▲	15 39005	(10000000-) Pin, Cotter .094X0.75	2
▲	16 222497	(10000000-) Sleeve	2
▲	17 370100	(10000000-) Knob, 4 Prongs w/.31-8 Insert	4
▲	18 397826	(10000000-) Screw, Btn, M8 X 1.25 X 40, Ss18-8	2
▲	19 01685	(10000000-) Washer Flt .31 Ss	8
▲	20 08713	(10000000-) Nut-Hxlcnynln M 8X1.25 Reg Ss	6
▲	21 09767	(10000000-) Scr Hexssm 8X1.25 70	2
▲	22 49694	(10000000-) Scr Hex Ssm 8X1.25 50	2
▲	23 32486	(10000000-) Washer, Flt, .50 Sae	4
▽	222423	(10000000-) Blade Kit, Sqge, Rbr [800]	1
▲	24 222384	(10000000-) Blade, Sqge, Tile, 43.66l [Linard, 32"]	1
▲	25 222386	(10000000-) Blade, Sqge, Rear, 45.65l Gum [32"]	1
▽	222429	(10000000-) Blade Kit, Sqge, Pyu [800]	1
▲	26 222392	(10000000-) Blade, Sqge, Front, 43.66l Pyu [32"]	1
▲	27 222388	(10000000-) Blade, Sqge, Rear, 45.65l Pyu [32"]	1

▽ - Identifies an assembly

▲ - Identifies parts included in assembly

Fig. 21 - Squeegee Group, Model 900, 900 mm (36 in)

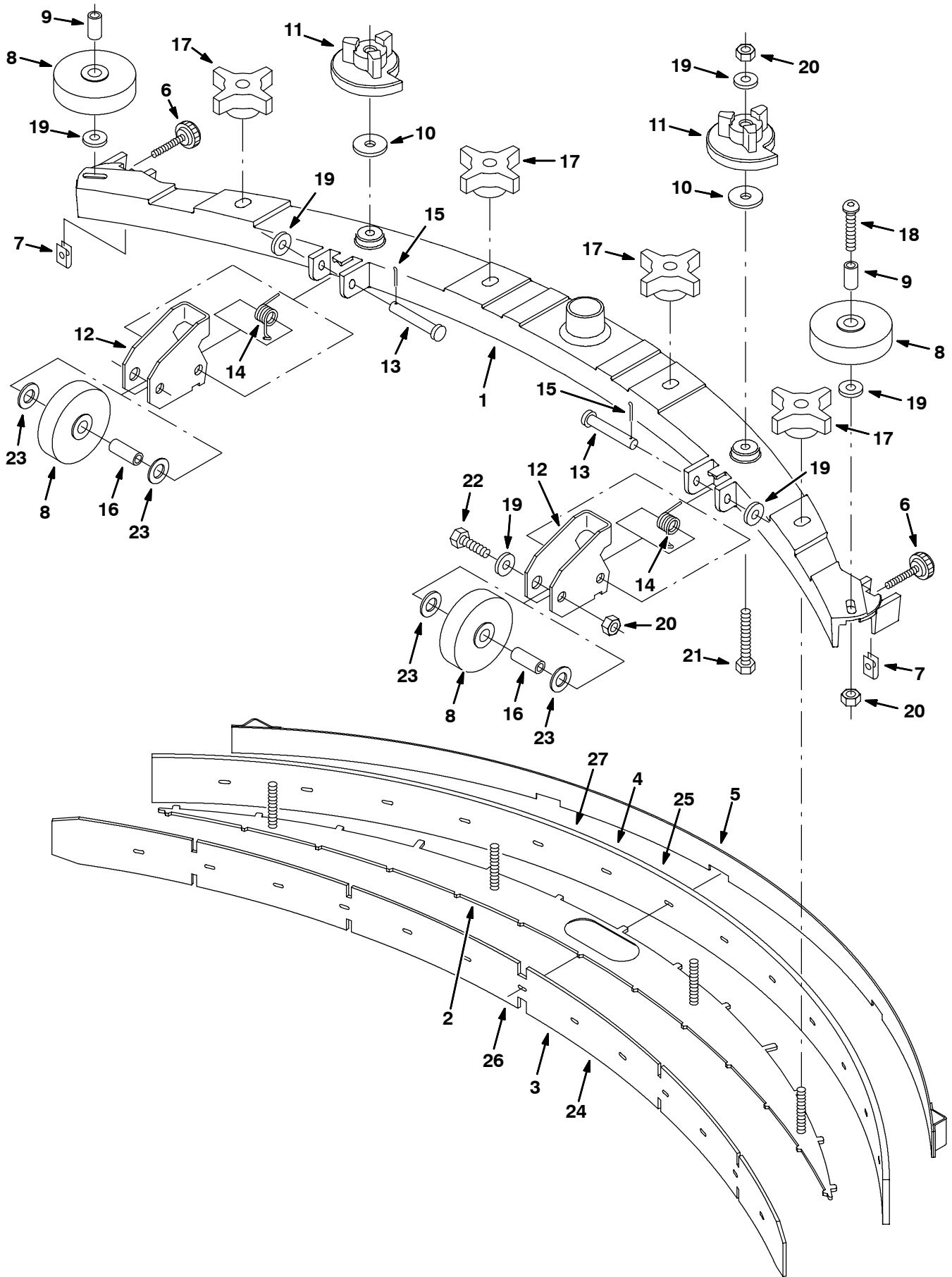


Fig. 21 - Squeegee Group, Model 900, 900 mm (36 in)

Ref.	Part No.	Serial Number	Description	Qty.
▽	397750	(10000000-) Kit, Ci, Sqge, Assy, [5680] [900d]	1
▲	1 1028029	(10000000-) Frame, Sqge, 114cm [90cm/36]	1
▲	2 392211	(10000000-) Plate, Blade Retainer 36"	1
▲	3 222413	(10000000-) Blade, Sqge, Front, 47.41l Rbr [900mm]	1
▲	4 222415	(10000000-) Blade, Sqge, Rear, 49.37l Linatex[900mm]	1
▲	5 222417	(10000000-) Band Wldt, Sqge 36	1
▲	6 222794	(10000000-) Knob, W1.25-20X1.5Lg Stud	2
▲	7 82138	(10000000-) Nut Speed,Retainer, .25-20 Thd	2
▲	8 222066	(10000000-) Wheel, 3.0 Dia	4
▲	9 222496	(10000000-) Sleeve	2
▲	10 222268	(10000000-) Washer, .375B 1.25D .12Neopre	2
▲	11 222244	(10000000-) Cam, Adj, Sqge	2
▲	12 222245	(10000000-) Bracket, Mtg, Wheel	2
▲	13 222260	(10000000-) Pin, Clevis, 0.37 Dia 2.25Lg	2
▲	14 222130	(10000000-) Spring, Torsion, Wheel	2
▲	15 39005	(10000000-) Pin, Cotter .094X0.75	2
▲	16 222497	(10000000-) Sleeve	2
▲	17 370100	(10000000-) Knob, 4 Prongs w/.31-8 Insert	4
▲	18 397826	(10000000-) Screw, Btn, M8 X 1.25 X 40, Ss18-8	2
▲	19 01685	(10000000-) Washer Flt .31 Ss	8
▲	20 08713	(10000000-) Nut-Hxlocnyln M 8X1.25 Reg Ss	6
▲	21 09767	(10000000-) Scr Hexssm 8X1.25 70	2
▲	22 49694	(10000000-) Scr Hex Ssm 8X1.25 50	2
▲	23 32486	(10000000-) Washer, Flt, .50 Sae	4
▽	222424	(10000000-) Blade Kit, Sqge, Rbr [900]	1
▲	24 222414	(10000000-) Blade, Sqge, Tile, 47.41l [Linard, 36"]	1
▲	25 222416	(10000000-) Blade, Sqge, Rear, 49.37l Gum [36"]	1
▽	222433	(10000000-) Sqge Kit, Ure [900mm]	1
▲	26 222434	(10000000-) Blade, Sqge, Front, 47.41l Ure, 5sl[36"]	1
▲	27 222435	(10000000-) Blade, Sqge, Rear, 49.37l Ure [36"]	1

▽ - Identifies an assembly

▲ - Identifies parts included in assembly

Fig. 22 - Electrical Schematic, Standard & Fast Model (S/N 10361690-)

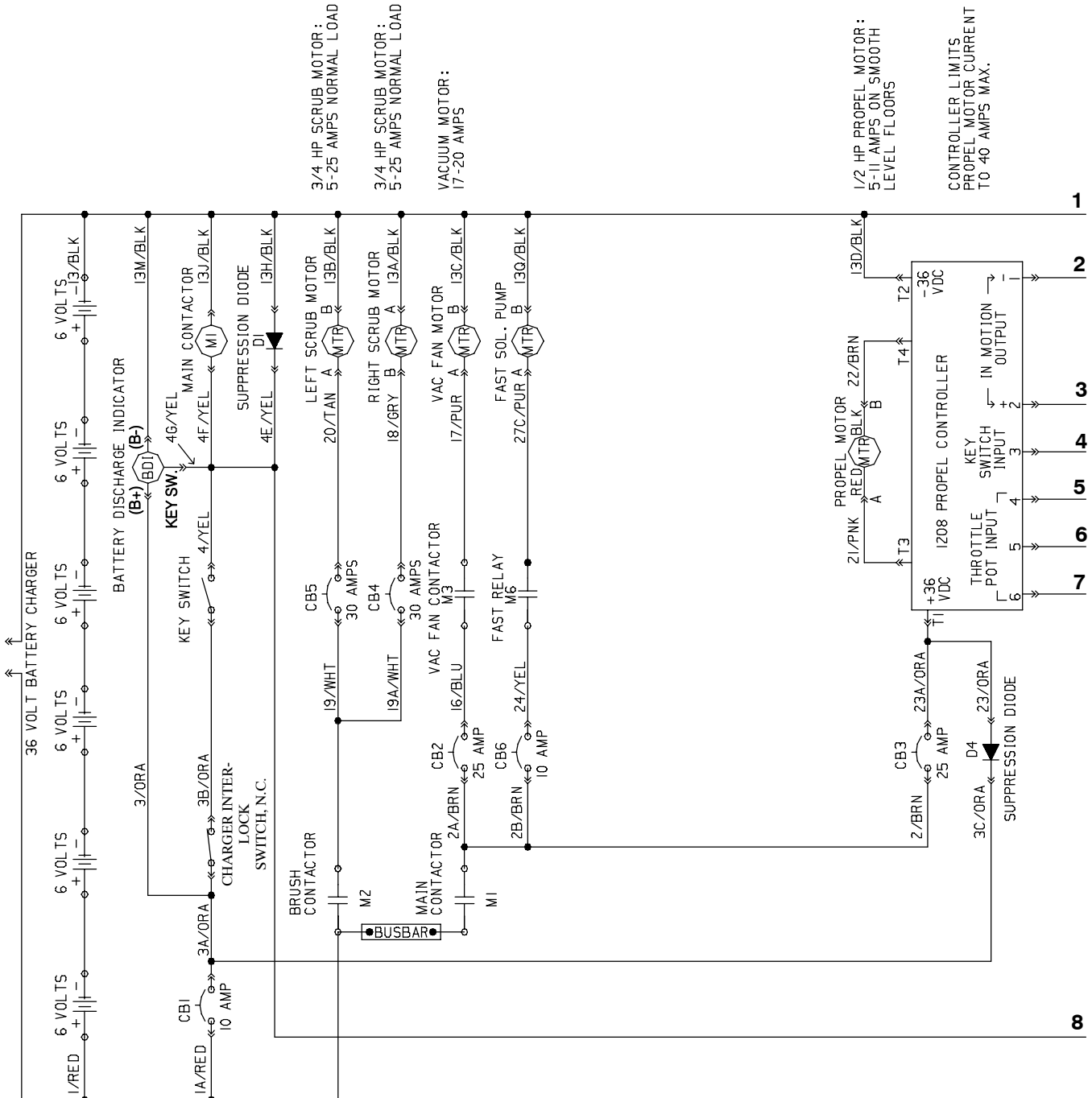
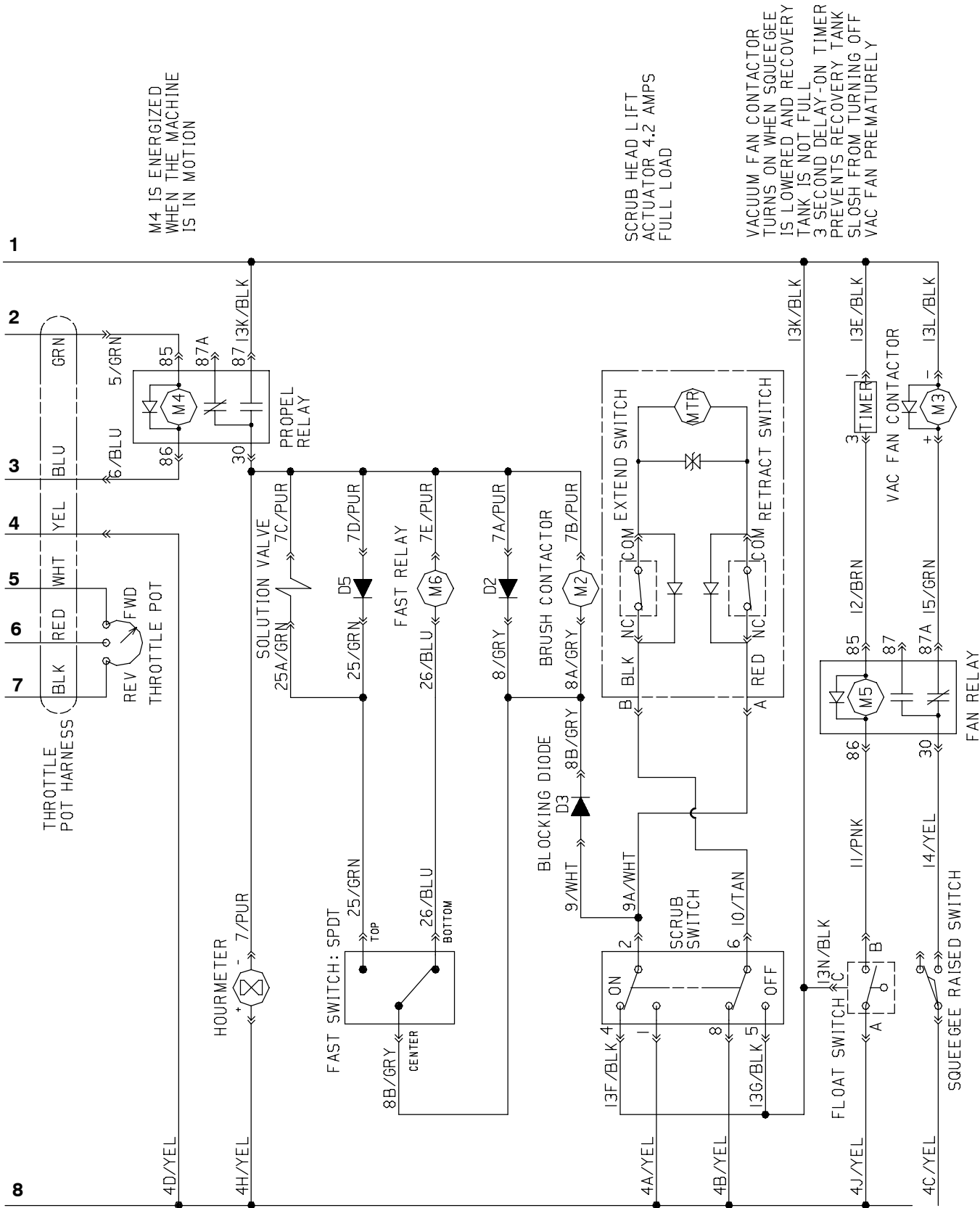


Fig. 22 - Electrical Schematic, Standard & Fast Model (S/N 10361690-)

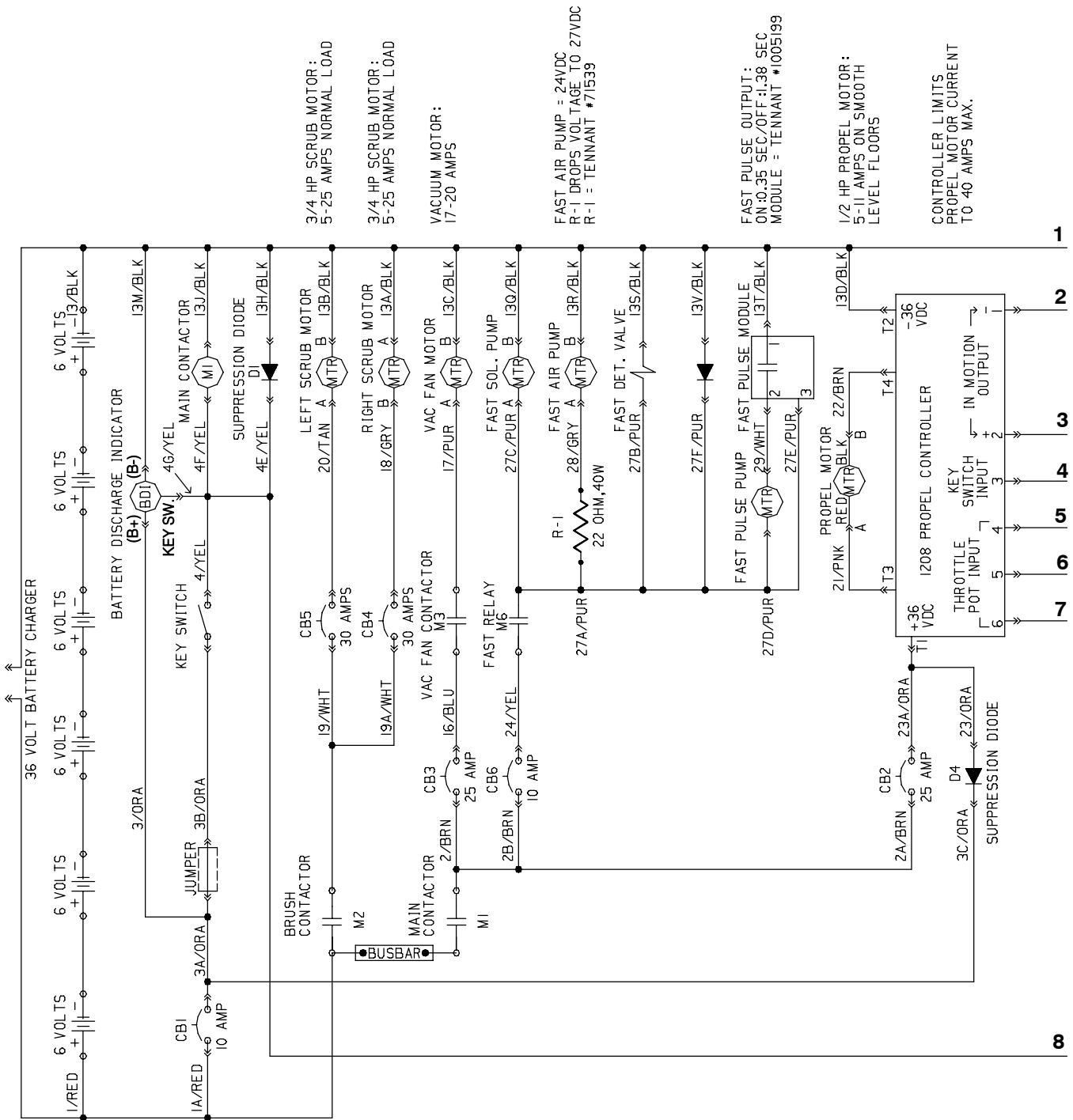


M4 IS ENERGIZED WHEN THE MACHINE IS IN MOTION

SCRUB HEAD LIFT ACTUATOR 4.2 AMPS FULL LOAD

VACUUM FAN CONTACTOR TURNS ON WHEN SQUEEEGE IS LOWERED AND RECOVERY TANK IS NOT FULL 3 SECOND DELAY-ON TIMER PREVENTS RECOVERY TANK SLOSH FROM TURNING OFF VAC FAN PREMATURELY

Fig. 23 - Electrical Schematic, Standard & Fast Model (S/N 1000000-10361689)



3/4 HP SCRUB MOTOR :
5-25 AMPS NORMAL LOAD

3/4 HP SCRUB MOTOR :
5-25 AMPS NORMAL LOAD

VACUUM MOTOR :
17-20 AMPS

FAST AIR PUMP = 24VDC
R-1 DROPS VOLTAGE TO 27VDC
R-1 = TENNANT #71539

FAST PULSE OUTPUT :
ON 0.35 SEC/OFF 1.38 SEC.
MODULE = TENNANT #1005199

1/2 HP PROPTEL MOTOR :
5-II AMPS ON SMOOTH
LEVEL FLOORS

CONTROLLER LIMITS
PROPTEL MOTOR CURRENT
TO 40 AMPS MAX.

Fig. 23 - Electrical Schematic, Standard & Fast Model (S/N 1000000-10361689)

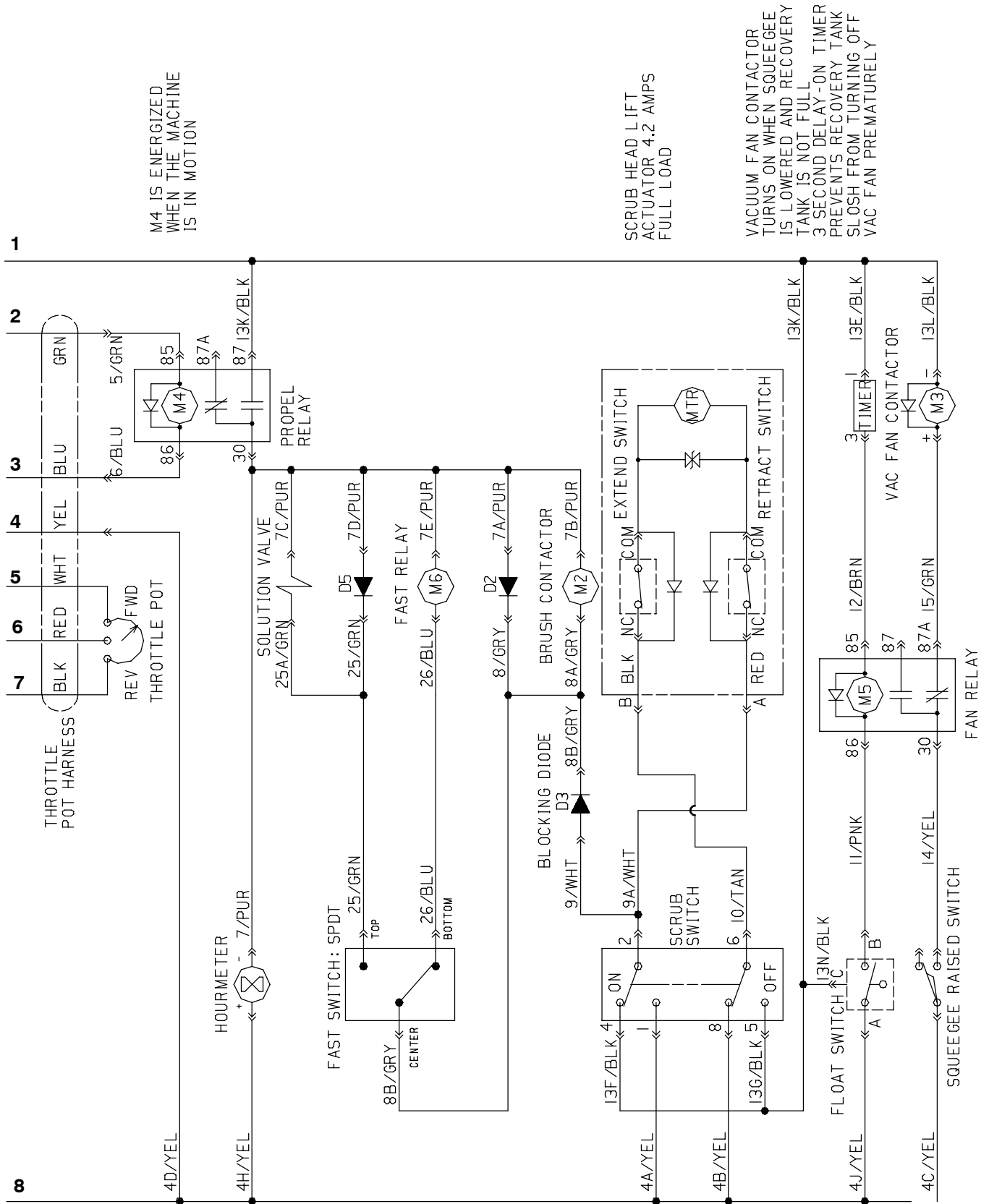


Fig. 24 - Electrical Schematic, ec-H2O Model

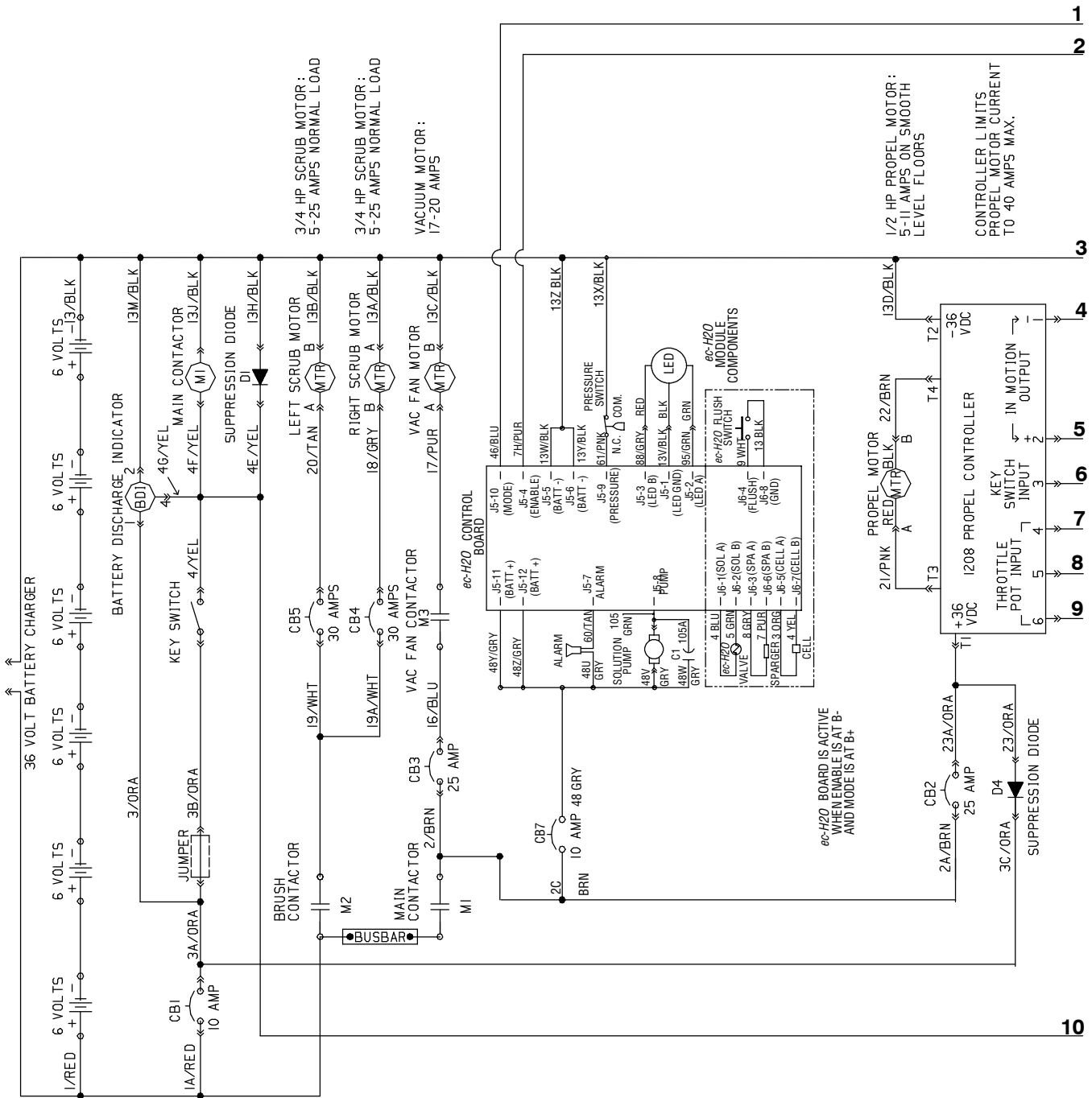


Fig. 24 - Electrical Schematic, ec-H2O Model

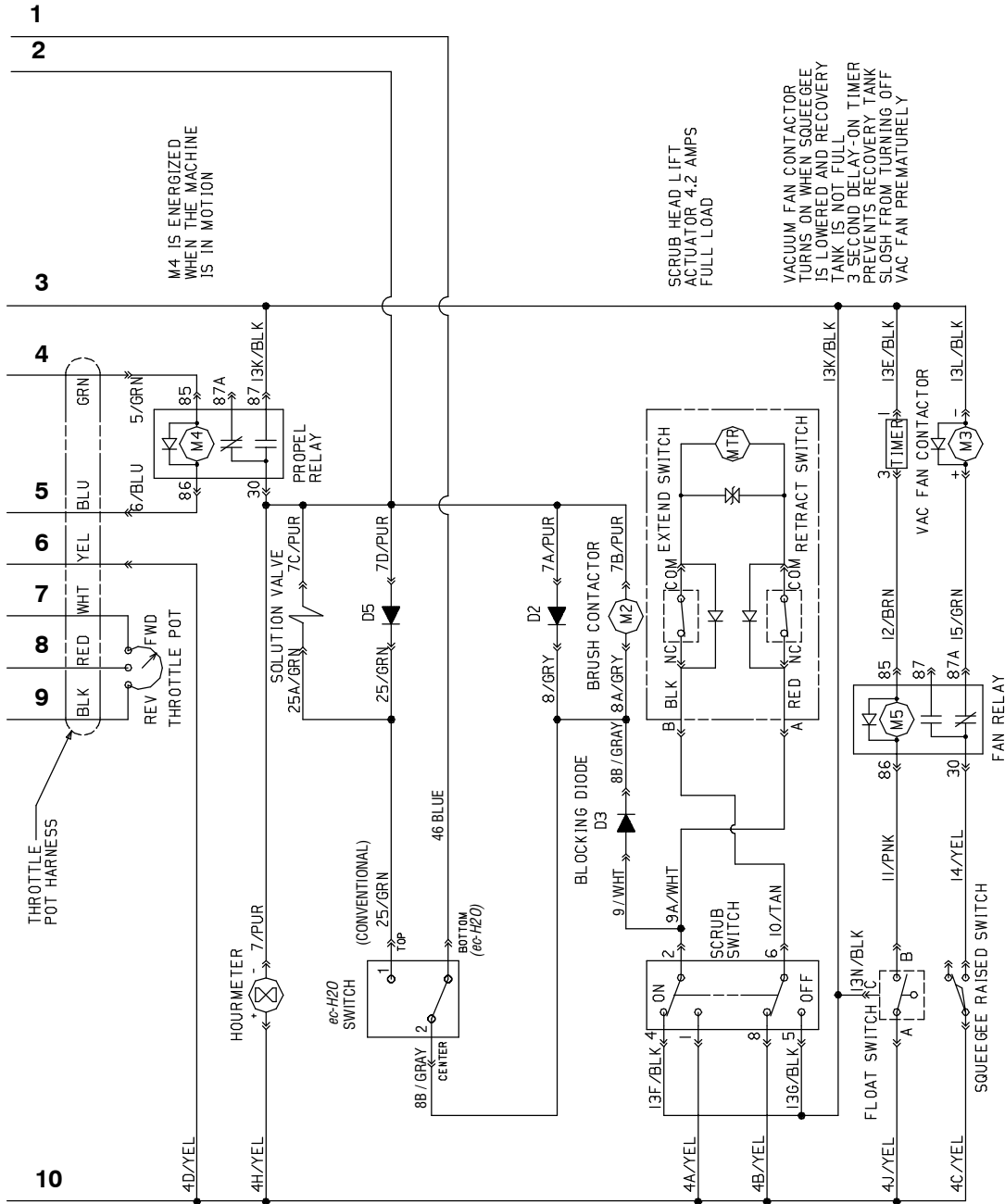


Fig. 25 - Electrical Wire Harness Group

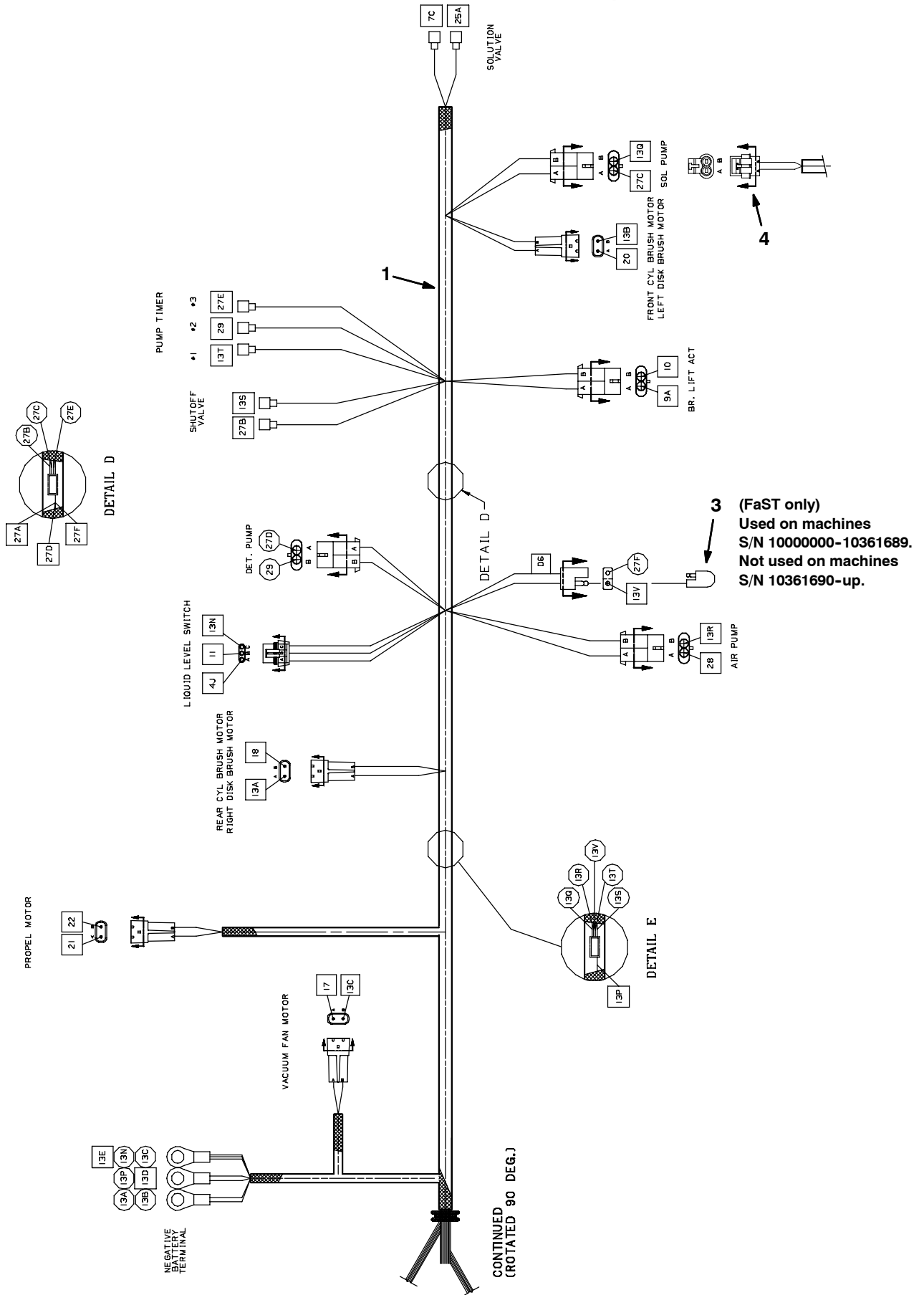


Fig. 25 - Electrical Wire Harness Group

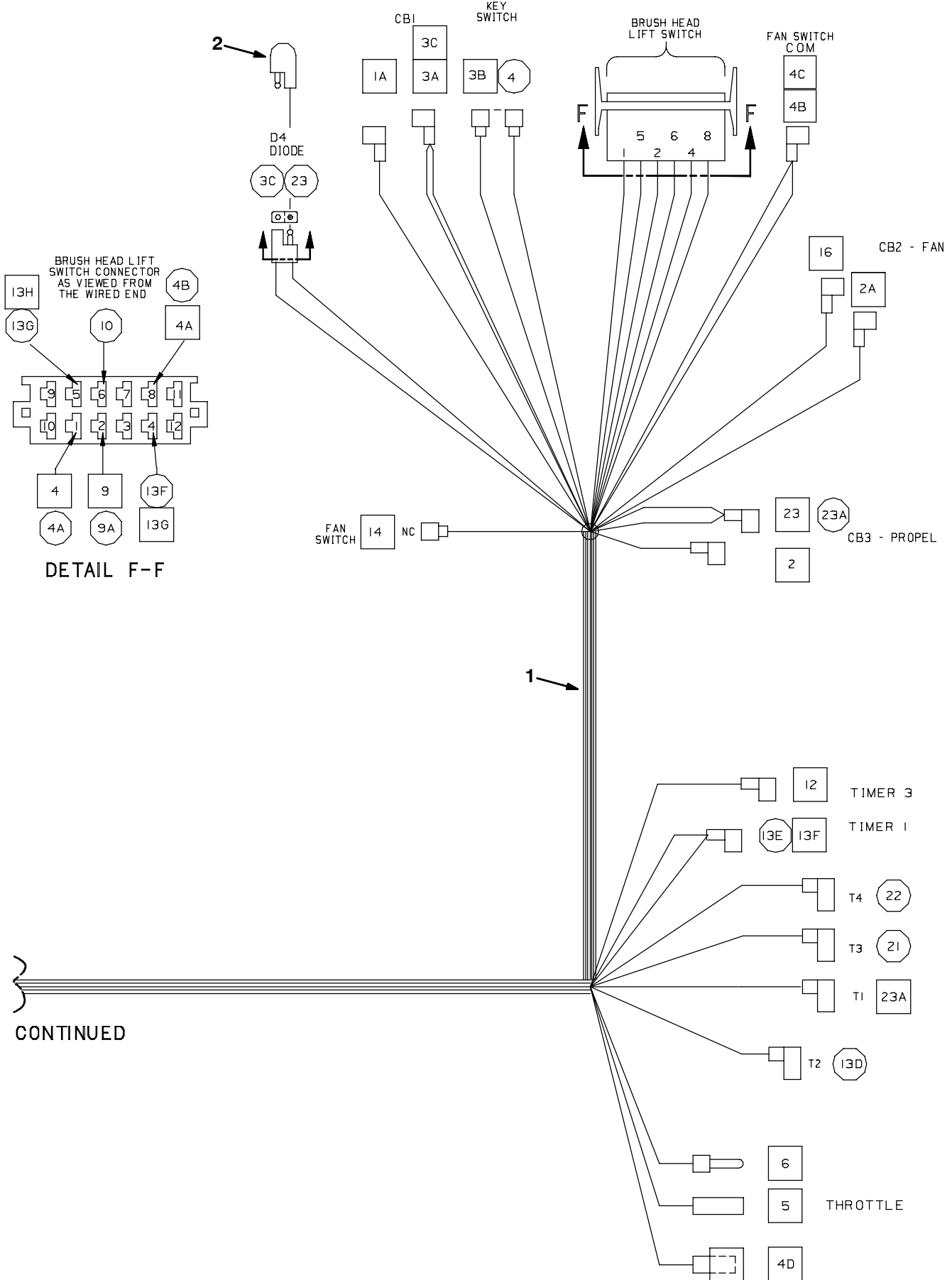


Fig. 25 - Electrical Wire Harness Group (S/N 10436743-)

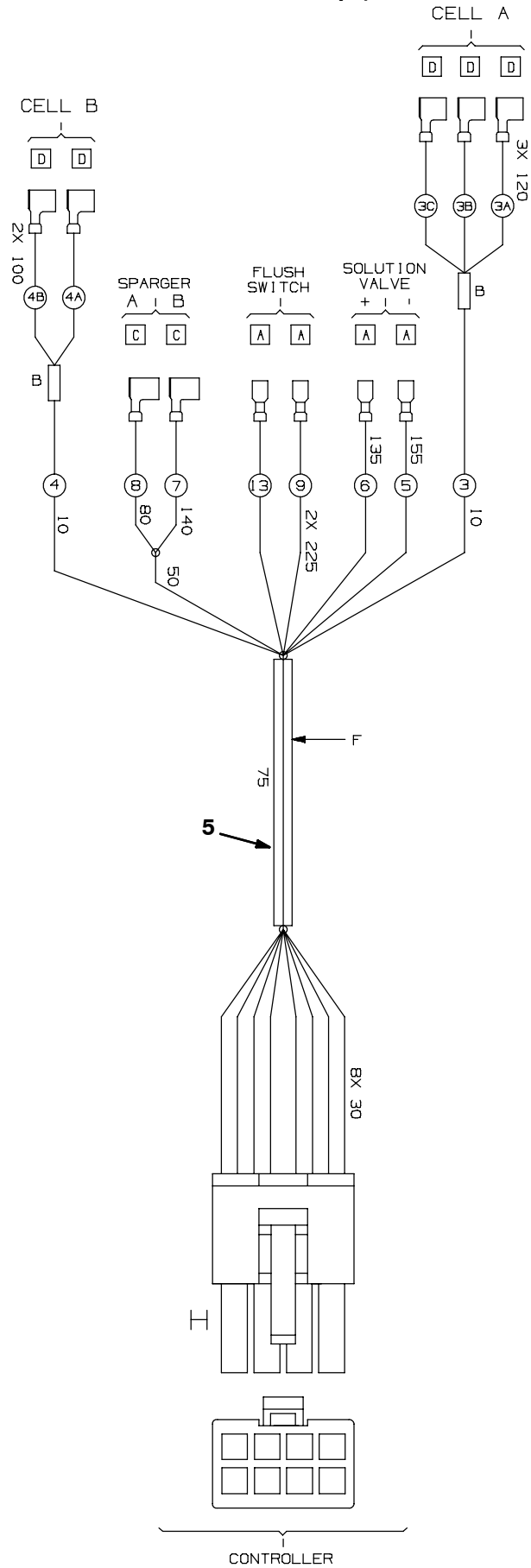
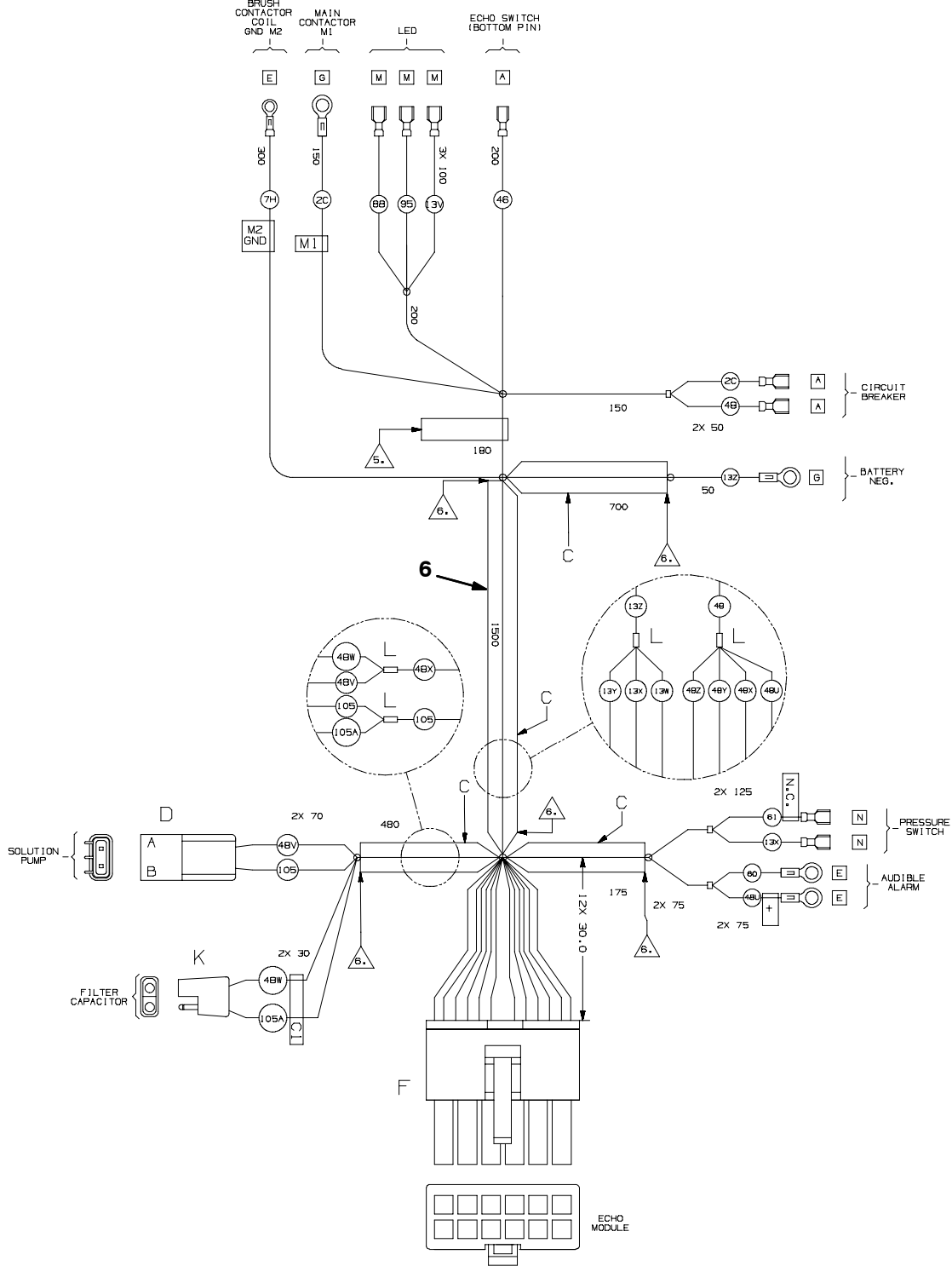
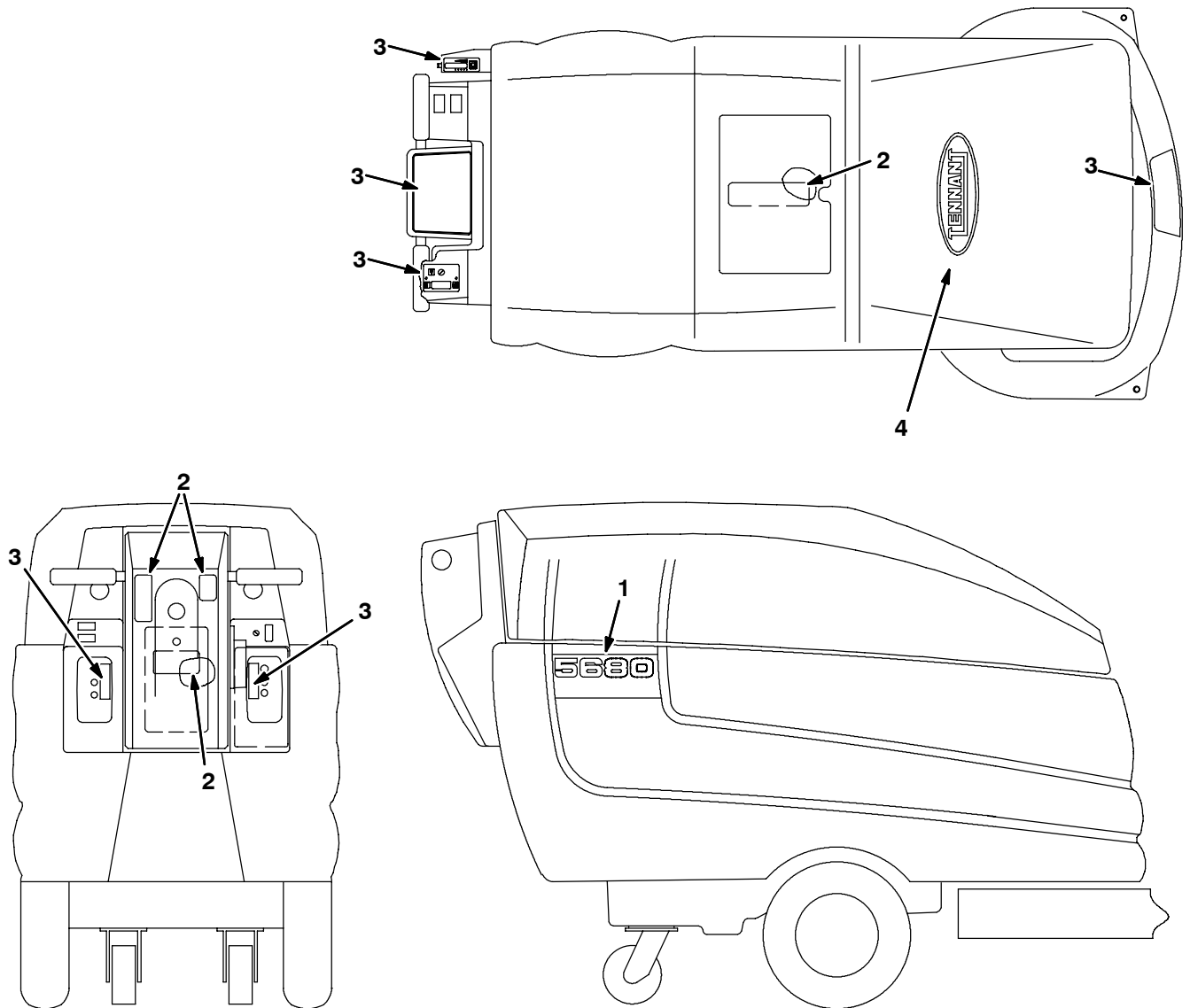


Fig. 25 - Electrical Wire Harness Group (S/N 10403557-)



Ref.	Part No.	Serial Number	Description	Qty.
1	374221	(1000000-)	Harness, Main, [5680]	1
2	222290	(1000000-)	Diode, Elec, Plug	5
3	222290	(1000000-10361689)	Diode, Elec, Plug [FaST Only]	1
	222666	(1000000-)	Clamp, Cable, Ribbon, 1.25w 0.25h Plstc	2
4	1043311	(10361690-)	Harness, Jumper, Pump, FaST, 36vdc	1
5	1049489	(10436743-)	Harness, Main, Controlboard [Ec-H2o 5cell]	1
6	1044831	(10403557-)	Harness Assy, Wire, Ec-H2o [5680 Na]	1

Fig. 26 - Label Group



Ref.	Part No.	Serial Number	Description	Qty.
1	397758	(1000000-)	Label, Numerals, [5680]	2
2	222578	(1000000-)	Label Set, Info/Hzrd [5680/5700]	1
2	222579	(1000000-)	Label Set, Info/Hzrd, Tj [5680/5700] (Japan)	1
3	1044942	(1000000-)	Label Set, Opertnl [5680]	1
4	1047741	(1000000-)	Label, Logo, 264Mml, [Tennant]	1
N/S	374000	(1000000-)	Label [Caution, Battery] Tj (Japan)	6

SECTION 3

Contents	Page
Fig. 1 - FaST Detergent Group (S/N 10361690-)	3-2
Fig. 2 - FaST Air Pump and Detergent Group (S/N 10000000-10361689)	3-4
Fig. 3 - FaST Solution Supply Group, Disk Scrub Head (S/N 10361690-)	3-6
Fig. 4 - FaST Solution Supply Group, Disk Scrub Head (S/N 10000000-10361689)	3-8
Fig. 5 - FaST Solution Supply Group, Model 700C / 800C Scrub Head (S/N 10361690-)	3-10
Fig. 6 - FaST Solution Supply Group, Model 700C / 800C Scrub Head (S/N 10000000-10361689)	3-12
Fig. 7 - FaST Foam Filter Group (S/N 10000000-10361689)	3-14
Fig. 8 - FaST Solution Pump Group (S/N 10361690-)	3-16
Fig. 9 - FaST Solution Pump Group (S/N 10000000-10361689)	3-18
Fig. 10 - FaST Operator Console Group	3-20
Fig. 11 - FaST Label Group	3-21
Fig. 12 - <i>ec-H2O</i> Solution Pump Group	3-22
Fig. 13 - <i>ec-H2O</i> Solution Supply Group, Disk Scrub Head	3-24
Fig. 14 - <i>ec-H2O</i> Solution Supply Group, Model 700C / 800C / 900C Scrub Head	3-26
Fig. 15 - <i>ec-H2O</i> Operator Console Group	3-28
Fig. 16 - <i>ec-H2O</i> Label Group	3-29
Fig. 17 - Scrub Head Drive Group, Model 700C, 700 mm (28 in)	3-30
Fig. 18 - Scrub Head Frame Group, Model 700C, 700 mm (28 in)	3-32
Fig. 19 - Scrub Head Drive Group, Model 800C, 800 mm (32 in)	3-34
Fig. 20 - Scrub Head Frame Group, Model 800C, 800 mm (32 in)	3-36
Fig. 21 - Scrub Head Drive Group, Model 900C, 900 mm (36 in)	3-38
Fig. 22 - Scrub Head Frame Group, Model 900C, 900 mm (36 in)	3-40
Fig. 23 - Battery Kit, Heavy Duty Wet, 335AH	3-42
Fig. 24 - Battery Charger Group	3-43
Fig. 25 - Transport Group	3-44
Fig. 26 - Documentation Group	3-45

Fig. 1 - FaST Detergent Group (S/N 10361690-)

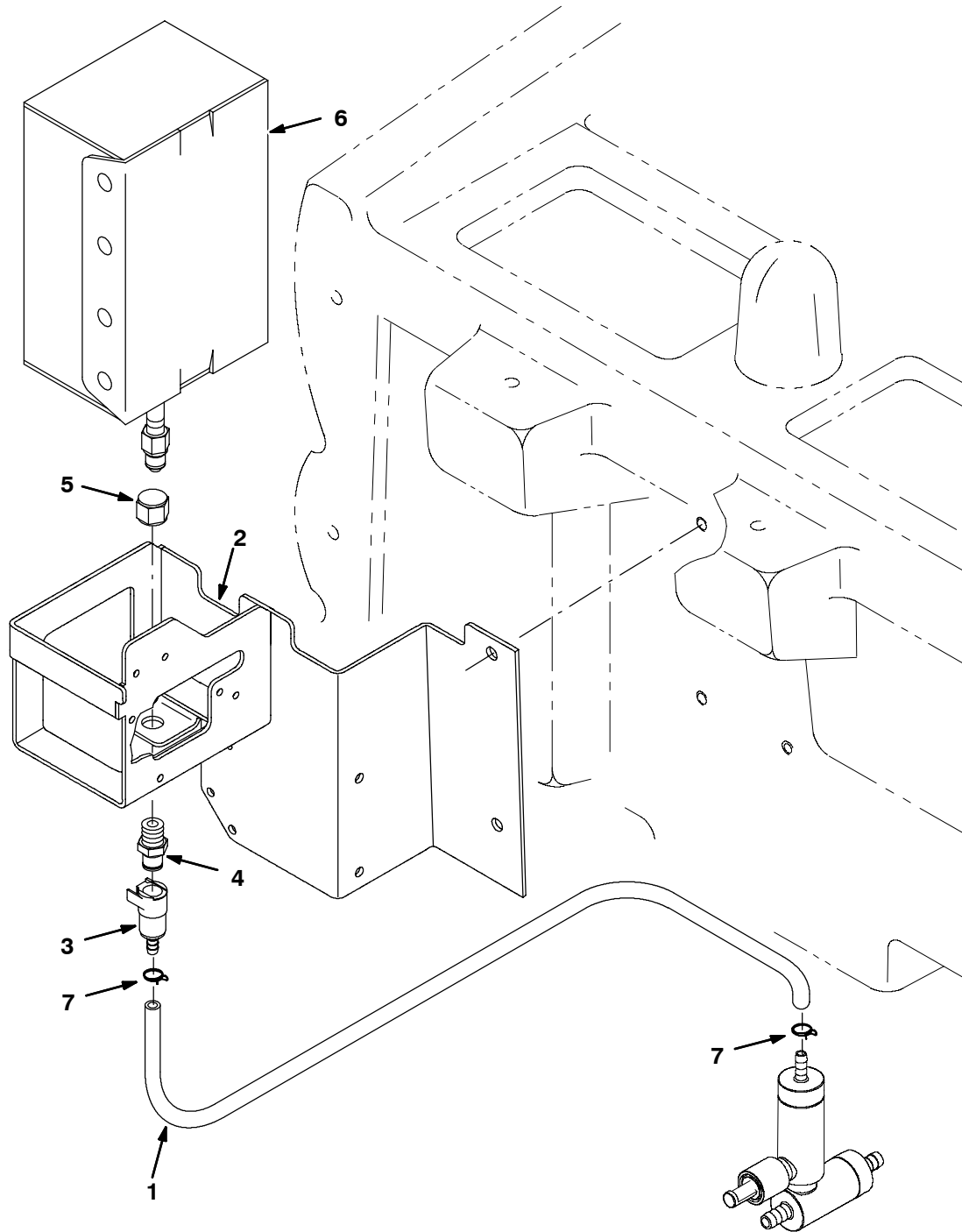


Fig. 1 - FaST Detergent Group (S/N 10361690-)

Ref.	Part No.	Serial Number	Description	Qty.
1	613947	(10361690-) Hose, Pvc, Clr, 0.25id 0.38od 026.0l	1
2	1008349	(10000000-) Brkt Wldt, Box, Dtrgt	1
3	1002898	(10000000-) Coupling, Fem, W/ Valve, .25 Brb	1
4	1002899	(10000000-) Coupling, Mal, .25 Npt	1
5	1005435	(10000000-) Fitting, Plstc, Piep, Cap, Pf04	1
6	1017015	(10000000-) Detergent Pkg, 2 Liter, Sgl, 365	-
6	1017022	(10000000-) Detergent Pkg, 2 Liter, Sgl, 665	-
6	9002021	(10000000-) Detergent, 2 Liter [Fast 965]	-
7	613735	(10000000-) Clamp, Hose, Wir, .40 - .42, Yel	2

Fig. 2 - FaST Air Pump and Detergent Group (S/N 1000000-10361689)

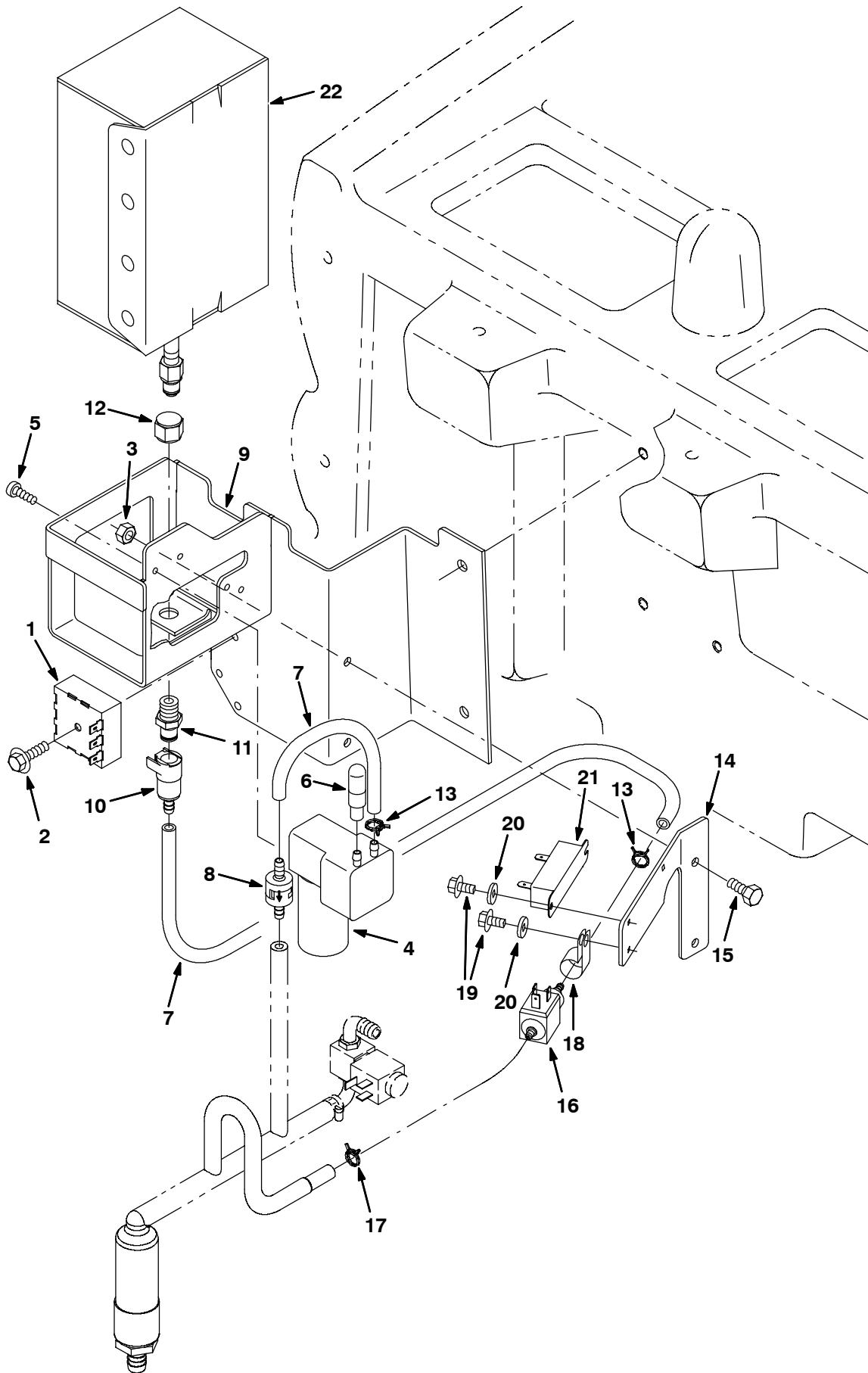


Fig. 2 - FaST Air Pump and Detergent Group (S/N 10000000-10361689)

Ref.	Part No.	Serial Number	Description	Qty.
	1	1028487	(10000000-10361689) Timer, 36vdc, Detgt [.35on/1.38off]	1
	2	222159	(10000000-10361689) Screw, Hex, M6 X 1.0 X 25, Fmg	1
	3	08708	(10000000-10361689) Nut, Hex, Lock, M06 X 1.0, NI	2
▽	4	1008211	(10000000-10361689) Pump, Air, Ele, 36vdc	1
▲		391449	(10000000-10361689) Kit, Repair, Diaphragm, Air Compressor	1
	5	49162	(10000000-10361689) Screw, Pan, #08-10 X 0.50, F/Plstc	2
	6	1005255	(10000000-10361689) Filter Assy, Air, Molded Ure	1
	7	1014985	(10000000-10361689) Hose, Afrmkt, Pvc, Clr 0.25id 8ft	1
	8	1013902	(10000000-10361689) Valve, Check, 2 Gpm 2 Psi Bm04/Bm04	1
	9	1008349	(10000000-) Brkt Wldt, Box, Dtrgt	1
	10	1002898	(10000000-) Coupling, Fem, W/ Valve, .25 Brb	1
	11	1002899	(10000000-) Coupling, Mal, .25 Npt	1
	12	1005435	(10000000-) Fitting, Plstc, Piep, Cap, Pf04	1
	13	613735	(10000000-10361689) Clamp, Hose, Wire, .40 - .42	2
	14	1015042	(10000000-10361689) Plate, Mtg, Detgt Pump	1
	15	08716	(10000000-10361689) Screw, Hex, M06 X 1.0 X 20, Ss	2
	16	1005413	(10000000-10361689) Pump, Detgt, [560s]	1
	17	1031375	(10000000-10361689) Clamp, Hose, Wir, .29 - .31 [Dbl Wire]	1
	18	67767	(10000000-10361689) Clamp, Cable, Stl, 0.69d X 0.62w, 1h	1
	19	16944	(10000000-10361689) Screw, Hex, M4 X 0.7 X 10, Fmg	3
	20	19065	(10000000-10361689) Washer, Flat, #08	3
	21	1020542	(10000000-10361689) Resistor, 011.00ohm, 40watt	1
	22	1017015	(10000000-) Detergent Pkg, 2 Liter, Sgl, 365	-
	22	1017022	(10000000-) Detergent Pkg, 2 Liter, Sgl, 665	-
	22	9002021	(10000000-) Detergent, 2 Liter [Fast 965]	-

▽ - Identifies an assembly

▲ - Identifies parts included in assembly

Fig. 3 - FaST Solution Supply Group, Disk Scrub Head (S/N 10361690-)

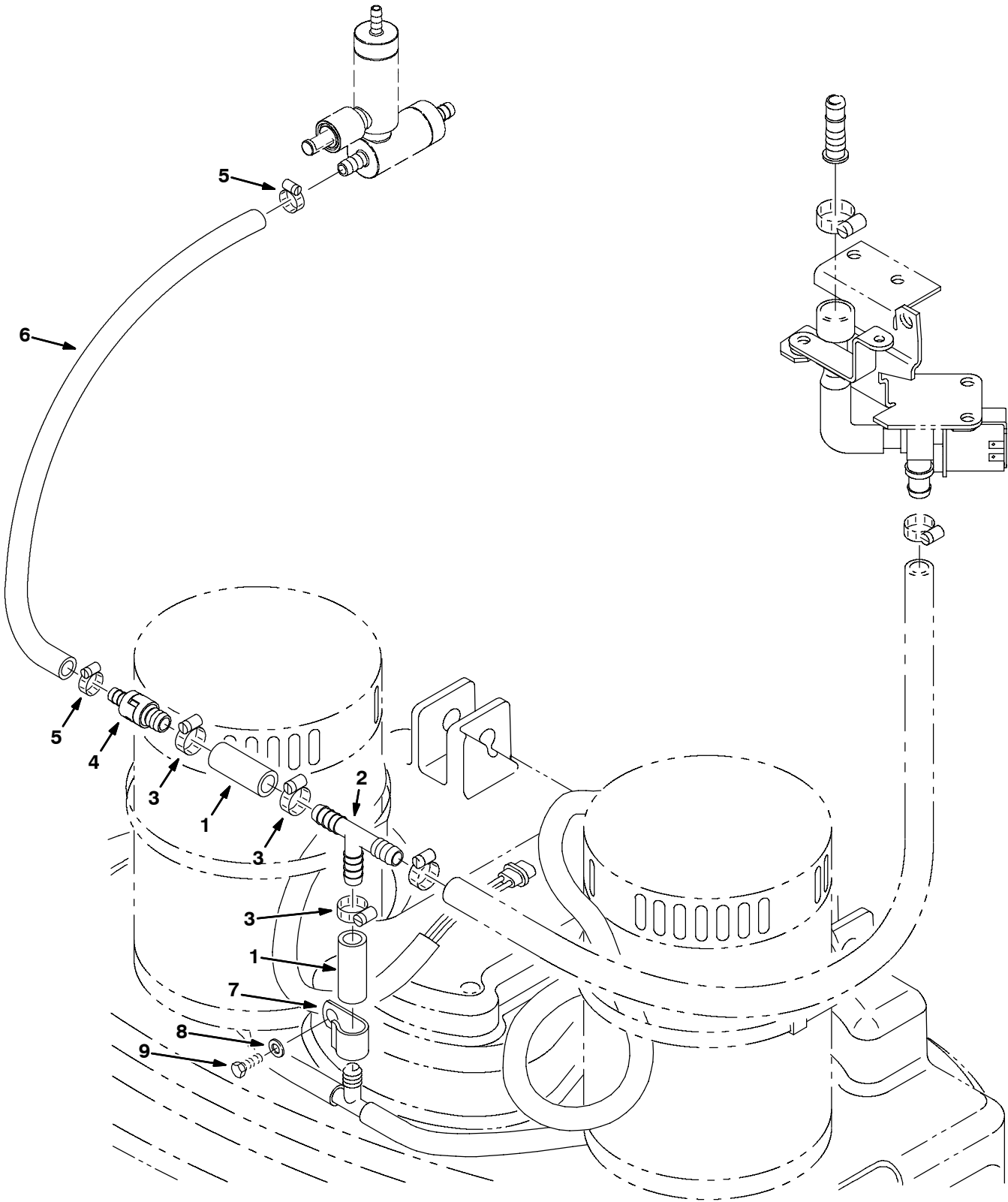


Fig. 3 - FaST Solution Supply Group, Disk Scrub Head (S/N 10361690-)

Ref.	Part No.	Serial Number	Description	Qty.
1	392256	(10361690-) Hose, Pvc, Brd, 0.50id 0.73od 002.0l,Clr	2
2	63245-1	(10000000-) Fitting, Plstc, Tee, Bm08/Bm08/Bm08	1
3	54333	(10000000-) Clamp, Hose, Wormdrive, 0.31-0.88D	3
4	1043317	(10361690-) Valve, Check, 0015Psi Bm06/Bm08	1
5	43844	(10361690-) Clamp, Hose, Wormdrive, 0.25-0.62d, .31w	2
6	606317	(10361690-) Hose, Pvc, Brd, 0.38id 0.60od 019.5l,Clr	1
7	30407	(10361690-) Clip, Keeper, Open	1
8	32483	(10361690-) Washer, Flat, 0.25, Sae	1
9	55845	(10361690-) Screw, Hex, M5 X 0.80 X 16, Fmg	1

Fig. 4 - FaST Solution Supply Group, Disk Scrub Head (S/N 10000000-10361689)

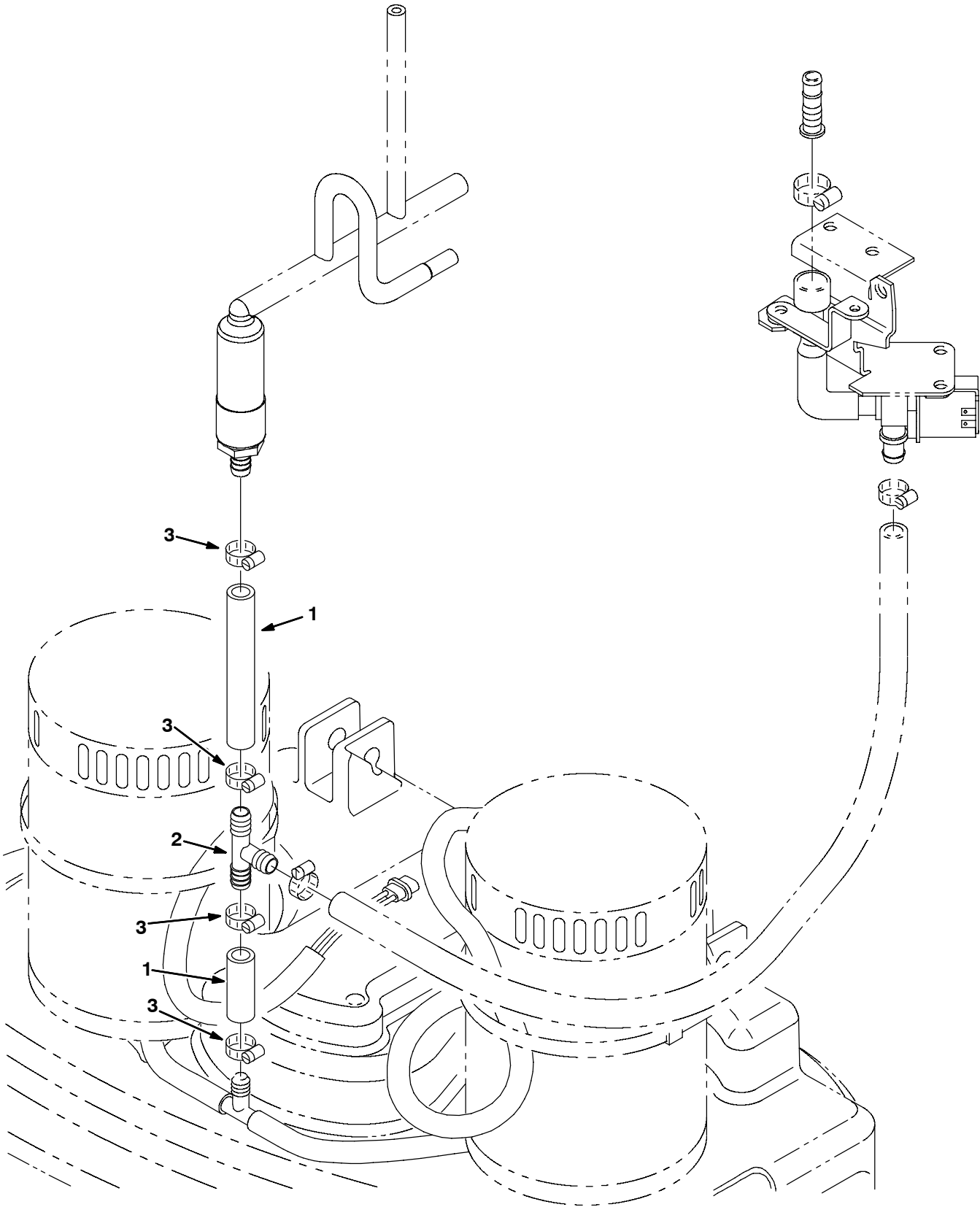


Fig. 4 - FaST Solution Supply Group, Disk Scrub Head (S/N 10000000-10361689)

Ref.	Part No.	Serial Number	Description	Qty.
1	1006401	(10000000-10361689)	Hose, Afmkt, Replmt, Brd, 0.50ld 3Ft	1
2	63245-1	(10000000-)	Fitting, Plstc, Tee, Bm08/Bm08/Bm08	1
3	54333	(10000000-)	Clamp, Hose, Wormdrive, 0.31-0.88D	4

OPTIONS

Fig. 5 - FaST Solution Supply Group, Model 700C / 800C Scrub Head (S/N 10361690-)

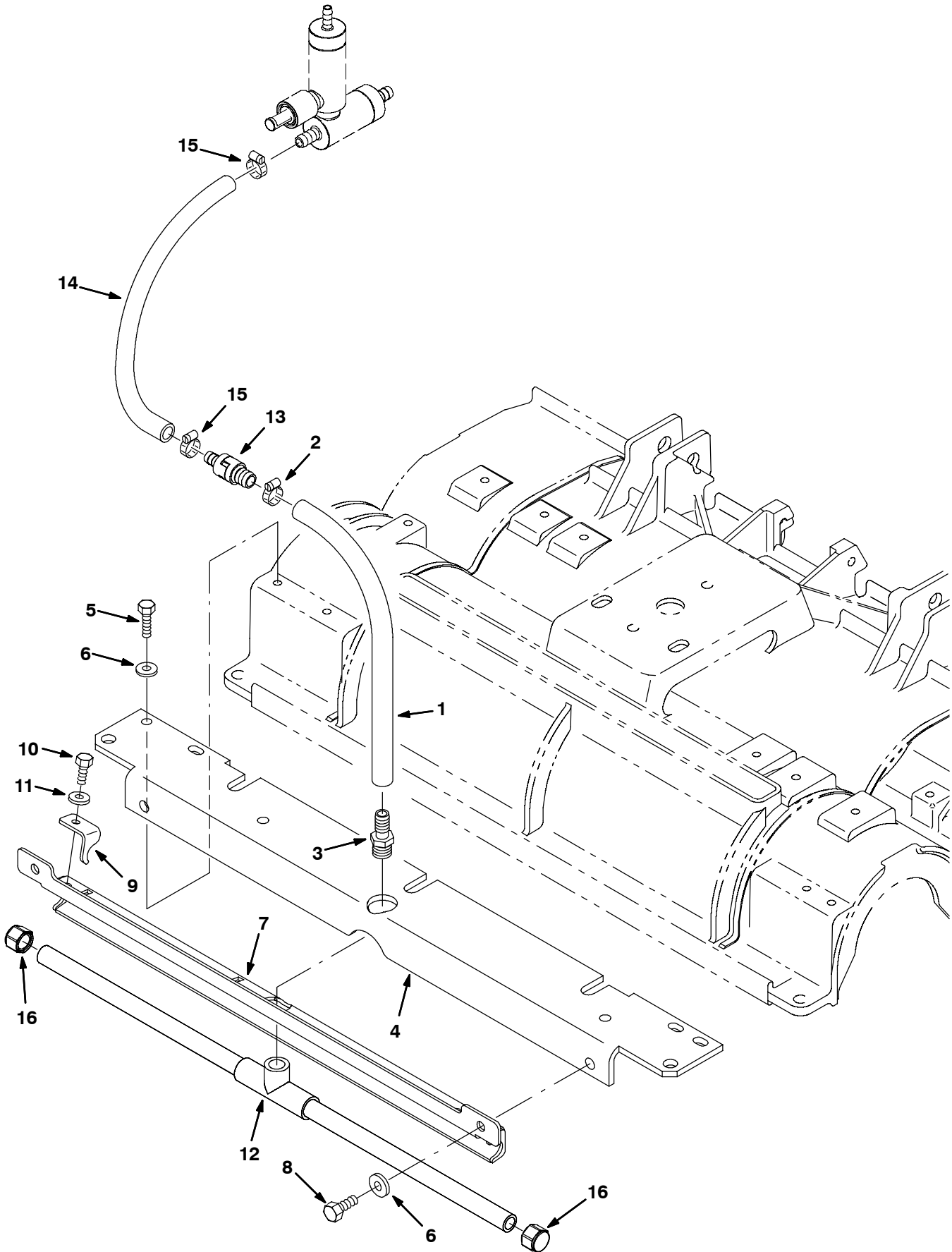


Fig. 5 - FaST Solution Supply Group, Model 700C / 800C Scrub Head (S/N 10361690-)

Ref.	Part No.	Serial Number	Description	Qty.
1	1011403	(10361690-)	Hose, Afmkt, Pvc, Brd, 0.50id, 01ft, Clr	1
2	54333	(10361690-)	Clamp, Hose, Wormdrive, 0.31-0.88d, .31w	1
3	64743	(10000000-)	Fitting, Plstc, Str, Bm08/Pm06	1
4	1046020	(10000000-)	Angle, Head, Cylrcl, 700mm	1
4	1046023	(10000000-)	Angle, Head, Cylrcl, 800mm	1
5	76099	(10000000-)	Screw, Hex, M8 X 1.25 X 25, Fmg	4
6	01685	(10000000-)	Washer, Flat, 0.31 Ss	6
7	1014993	(10000000-)	Bracket Wldt, Bar, Spray, 700mm	1
7	1014957	(10000000-)	Bracket Wldt, Bar, Spray, 800mm	1
8	12273	(10000000-)	Screw, Hex, M8 X 1.25 X 20, Ss, NI	2
9	1014673	(10000000-)	Bracket, Bar, Spray	3
10	11635	(10000000-)	Screw, Hex, M6 X 1.0 X 12, Ss, NI	3
11	01684	(10000000-)	Washer, Flat, 0.25 Ss	3
12	1046049	(10000000-)	Tube Assy, Bar, Spray (700mm)	1
12	1025276	(10000000-)	Tube Assy, Bar, Spray [85cm] (800mm)	1
13	1043317	(10361690-)	Valve, Check, 0015Psi Bm06/Bm08	1
14	606317	(10361690-)	Hose, Pvc, Brd, 0.38id 0.60od 019.5l,Clr	1
15	43844	(10361690-)	Clamp, Hose, Wormdrive, 0.25-0.62d, .31w	2
16	1025580	(10000000-)	Fitting, Pipe, Cap, P06, Nyl	2

OPTIONS

Fig. 6 - FaST Solution Supply Group, Model 700C / 800C Scrub Head (S/N 10000000-10361689)

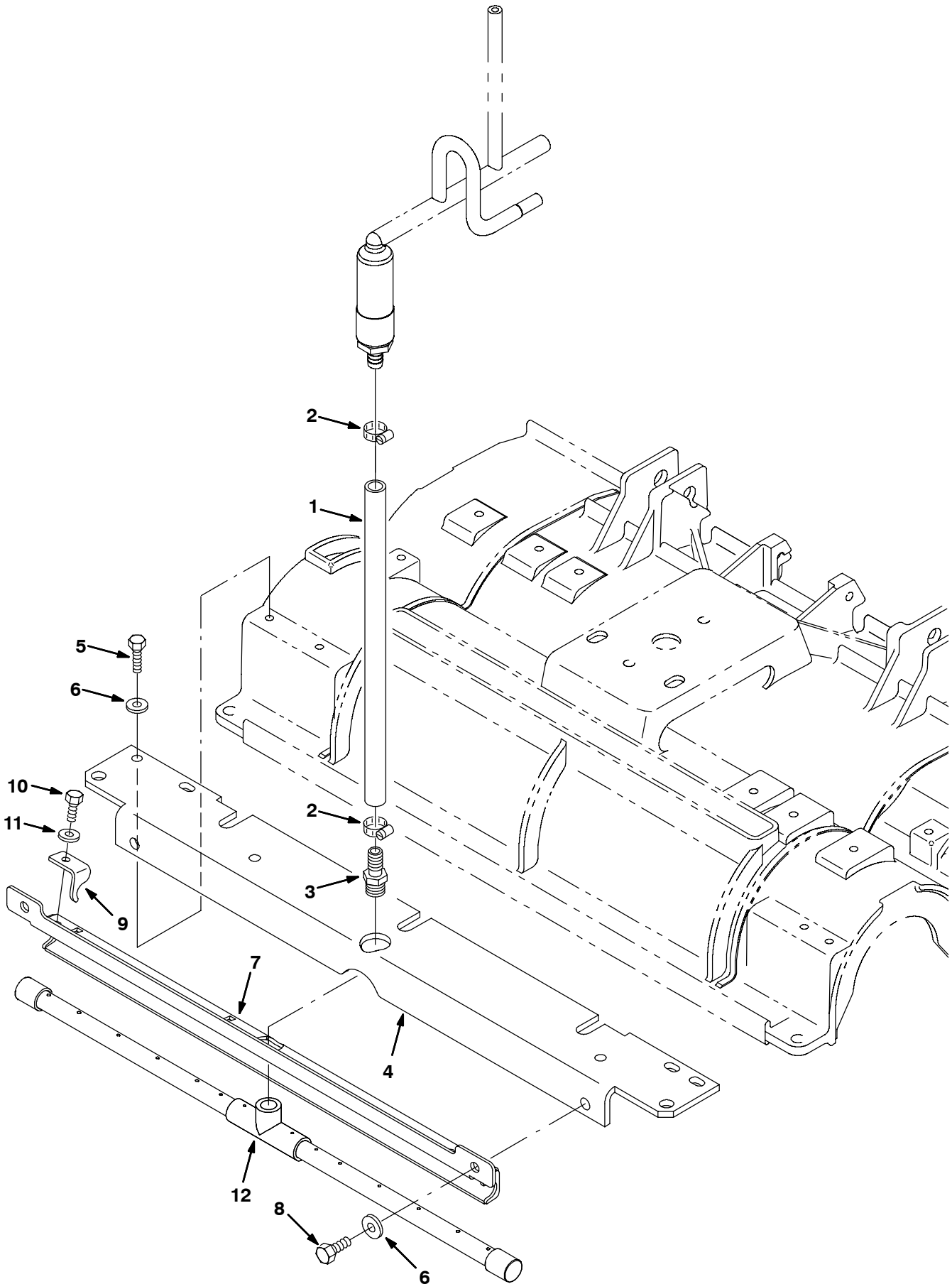


Fig. 6 - FaST Solution Supply Group, Model 700C / 800C Scrub Head (S/N 10000000-10361689)

Ref.	Part No.	Serial Number	Description	Qty.
1	1006401	(10000000-10361689)	Hose, Afmkt, Replmt, Brd, 0.50ld 3Ft	1
2	54333	(10000000-)	Clamp, Hose, Wormdrive, 0.31-0.88d, .31w	2
3	64743	(10000000-)	Fitting, Plstc, Str, Bm08/Pm06	1
4	1019314	(10000000-)	Angle, Head, Cyl, 700mm	1
4	1019440	(10000000-)	Angle, Head, Cyl, 800mm	1
5	76099	(10000000-)	Screw, Hex, M8 X 1.25 X 25, Fmg	4
6	01685	(10000000-)	Washer, Flat, 0.31 Ss	6
7	1014993	(10000000-)	Bracket Wldt, Bar, Spray, 700mm	1
7	1014957	(10000000-)	Bracket Wldt, Bar, Spray, 800mm	1
8	12273	(10000000-)	Screw, Hex, M8 X 1.25 X 20, Ss, NI	2
9	1014673	(10000000-)	Bracket, Bar, Spray	3
10	11635	(10000000-)	Screw, Hex, M6 X 1.0 X 12, Ss, NI	3
11	01684	(10000000-)	Washer, Flat, 0.25 Ss	3
12	1014791	(10000000-)	Tube Assy, Bar, Spray 700mm	1
12	1013079	(10000000-)	Tube Assy, Spray, Cyl, 800mm	1

Fig. 7 - FaST Foam Filter Group (S/N 1000000-10361689)

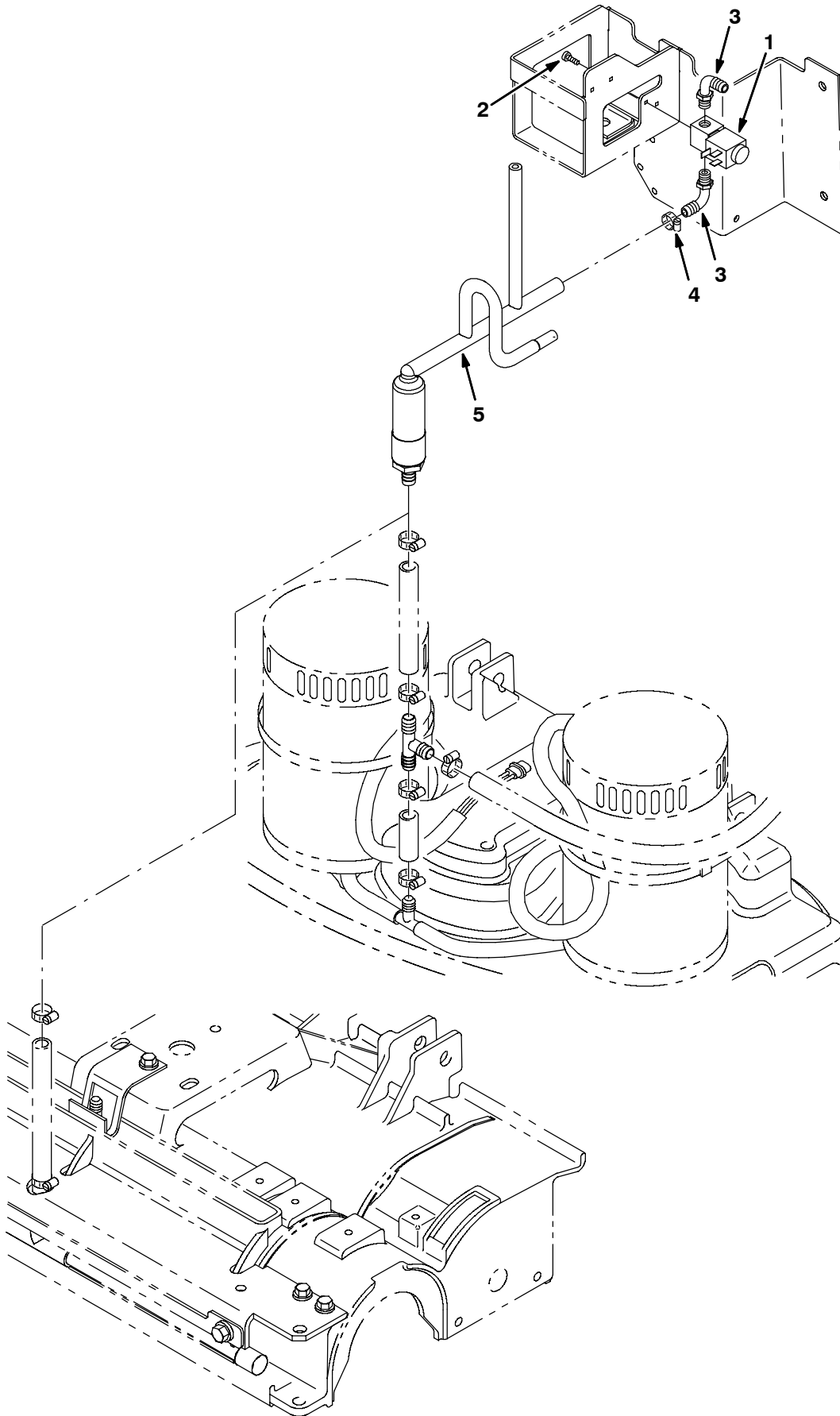


Fig. 7 - FaST Foam Filter Group (S/N 1000000-10361689)

Ref.	Part No.	Serial Number	Description	Qty.
1	1028578	(10000000-10361689)	Valve, Water, Solenoid, 36vdc Pf02	1
2	49162	(10000000-10361689)	Screw, Pan, #08-10 X 0.50, F/Plstc	2
3	1005564	(10000000-10361689)	Fitting, Plstc, E90, Bm06/Pm02, Nyl	2
4	43844	(10000000-10361689)	Clamp, Hose, Wormdrive, 0.25-0.62D, .31W	1
5	1020364	(10000000-10361689)	Manifold	1

Fig. 8 - FaST Solution Pump Group (S/N 10361690-)

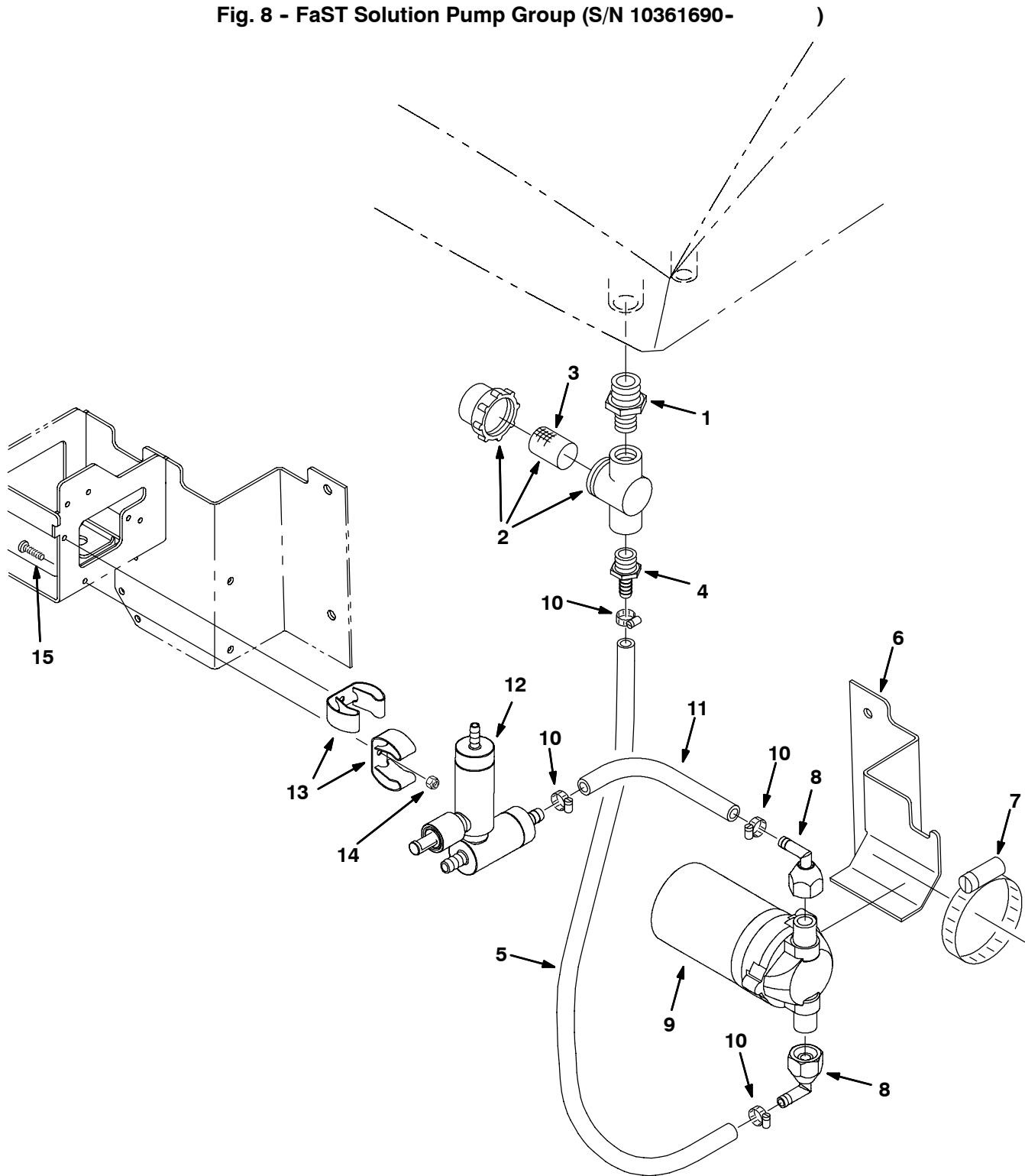


Fig. 8 - FaST Solution Pump Group (S/N 10361690-)

	Ref.	Part No.	Serial Number	Description	Qty.
	1	1005218	(10000000-) Fitting, Plstc, Str, Pm08/Pm12	1
▽	2	1005388	(10000000-) Filter, Inline, Pf08/Pf08, 80 Mesh	1
▲	3	1005304	(10000000-) Screen, Filter, 80 Mesh	1
	4	79273	(10000000-) Fitting, Plstc, Str, Bm06/Pm08	1
	5	606325	(10361690-) Hose, Pvc, Brd, 0.38id 0.60od 024.0l,Clr	1
	6	1002603	(10000000-) Brkt, Pump, Solution	1
	7	43555	(10000000-) Clamp, Hose, Wormdrive, 1.62-3.50d	1
	8	611010	(10361690-) Fitting, Plstc, E90, Bm06/Pf08, Swivel	2
	9	1043318	(10361690-) Pump, Soltn, Ele, 36Vdc, 60Psi [Deutsch]	1
	10	43844	(10000000-) Clamp, Hose, Wormdrive, 0.25-0.62d, .31w	4
	11	606317	(10361690-) Hose, Pvc, Brd, 0.38id 0.60od 019.5l,Clr	1
	12	9004079	(10361690-) FaST Kit, Injector [5680/5700, FaST II+] (See Breakdown)	1
	13	573073	(10361690-) Clip, Grip, Hose, 1.00-1.38, Zn	2
	14	33932	(10361690-) Nut, Hex, Lock, M4 X 0.70, NI, Ss	2
	15	49697	(10361690-) Screw, Pan, Phl, M4 X 0.70 X 10, Ss	2

▽ - Identifies an assembly

▲ - Identifies parts included in assembly

Fig. 9 - FaST Solution Pump Group (S/N 1000000-10361689)

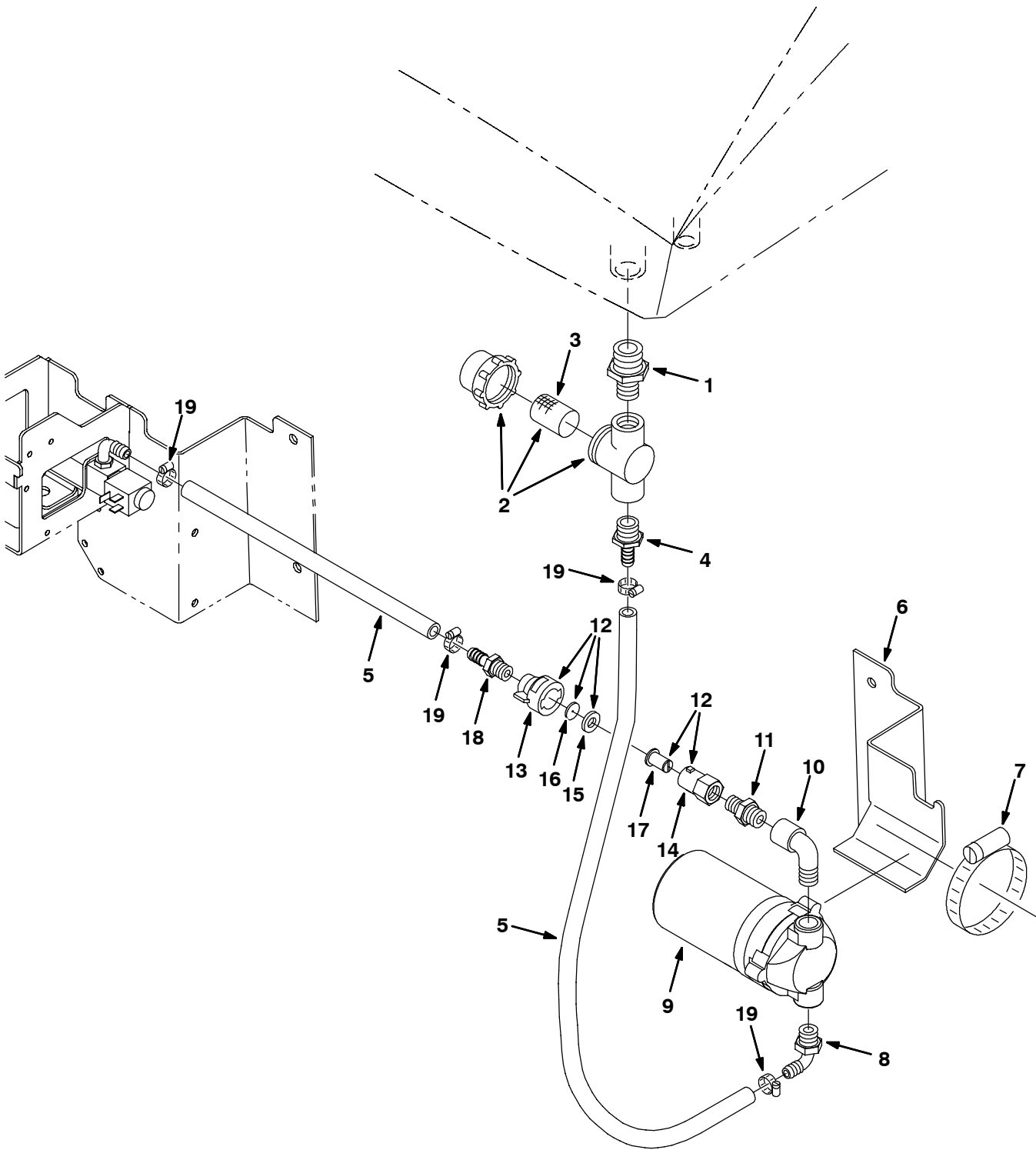


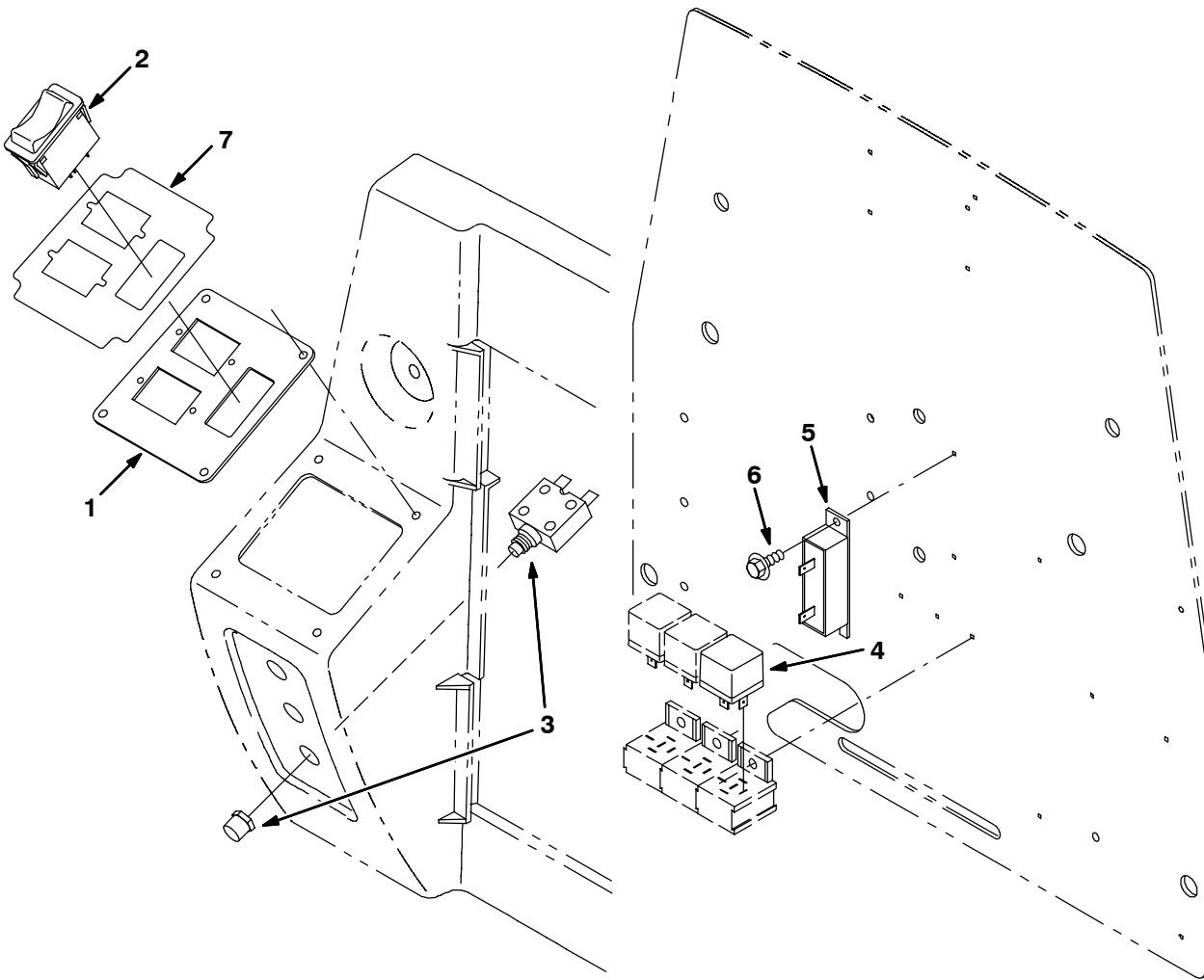
Fig. 9 - FaST Solution Pump Group (S/N 10000000-10361689)

	Ref.	Part No.	Serial Number	Description	Qty.
	1	1005218	(10000000-)	Fitting, Plstc, Str, Pm08/Pm12	1
▽	2	1005388	(10000000-)	Filter, Inline, Pf08/Pf08, 80 Mesh	1
▲	3	1005304	(10000000-)	Screen, Filter, 80 Mesh	1
	4	79273	(10000000-)	Fitting, Plstc, Str, Bm06/Pm08	1
	5	1006400	(10000000-10361689)	Hose, Afmkt, Pvc, Brd, 0.38id, 03ft, Clr	1
	6	1002603	(10000000-)	Brkt, Pump, Solution	1
	7	43555	(10000000-)	Clamp, Hose, Wormdrive, 1.62-3.50d	1
	8	1005630	(10000000-)	Fitting, Plstc, E90, Bm06/Pm06, Nyl	1
▽	9	1005866	(10000000-10361689)	Pump, Solution, Ele, 36vdc	1
▲		391433	(10000000-10361689)	Head, Pump, Kit	1
	10	1005318	(10000000-10361689)	Fitting, Plstc, E90, Pf06/Pm06, Nyl	1
	11	1005219	(10000000-10361689)	Fitting, Plstc, Str, Pm04/Pm06	1
▽	12	1005522	(10000000-10361689)	Fitting, Plstc, Cap Assy, 0.040b, Pf04	1
▲	13	1005506	(10000000-10361689)	Fitting, Plstc, Cap, Spray, Pf04	1
▲	14	1005507	(10000000-10361689)	Fitting, Plstc, Body, Spray, Pf04	1
▲	15	1005508	(10000000-10361689)	Washer, 0.34b 0.75d 0.12, Epdm	1
▲	16	1005510	(10000000-10361689)	Plate, Orifice, 0.040id	1
▲	17	1006447	(10000000-10361689)	Screen, 50 Mesh, Ss	1
	18	49186	(10000000-10361689)	Fitting, Plstc, Str, Bm06/Pm04	1
	19	43844	(10000000-)	Clamp, Hose, Wormdrive, 0.25-0.62d	4

▽ - Identifies an assembly

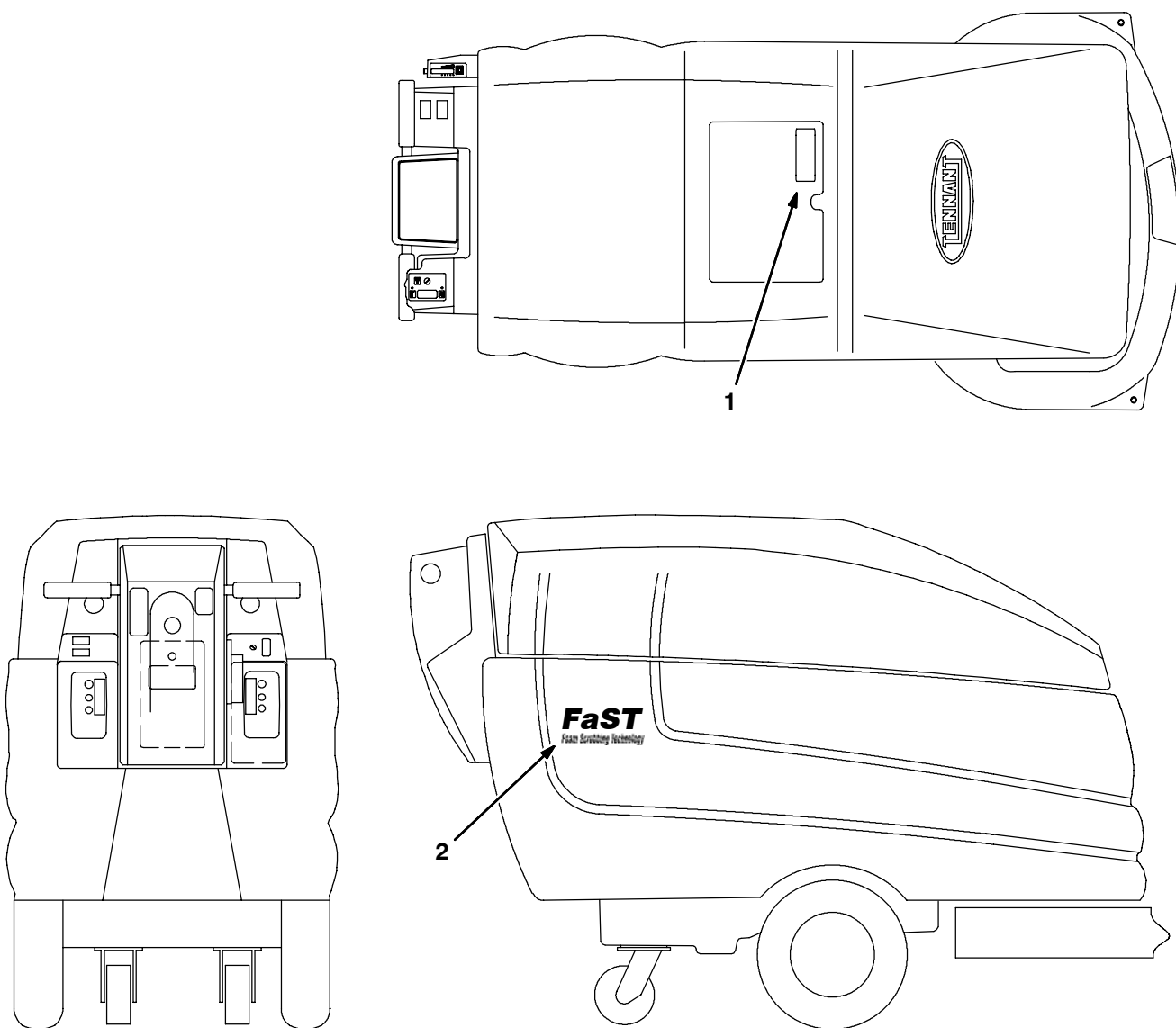
▲ - Identifies parts included in assembly

Fig. 10 - FaST Operator Console Group



Ref.	Part No.	Serial Number	Description	Qty.
1	1002326	(10000000-)	Plate, Ele, Cover	1
2	397889	(10000000-)	Switch, Rocker, 36vdc 05a Dpst On/N/On	1
3	383721	(10000000-)	Circuitbreaker, 10.0a	1
4	398526	(10000000-)	Relay, 36vdc, 05a, Spdt N/O	1
5	71539	(10000000-10361689)	Resistor, 022.00ohm, 40watt	1
6	16944	(10000000-10361689)	Screw, Hex, M04 X 0.7 X 10, Fmg	2
7	1005425	(10000000-)	Label Set, Fast [5680]	1

Fig. 11 - FaST Label Group



Ref.	Part No.	Serial Number	Description	Qty.
1	391451	(10000000-) Label, Attention, Fast	1
2	1005416	(10000000-) Label, Fast [5680]	2

Fig. 12 - ec-H₂O Solution Pump Group

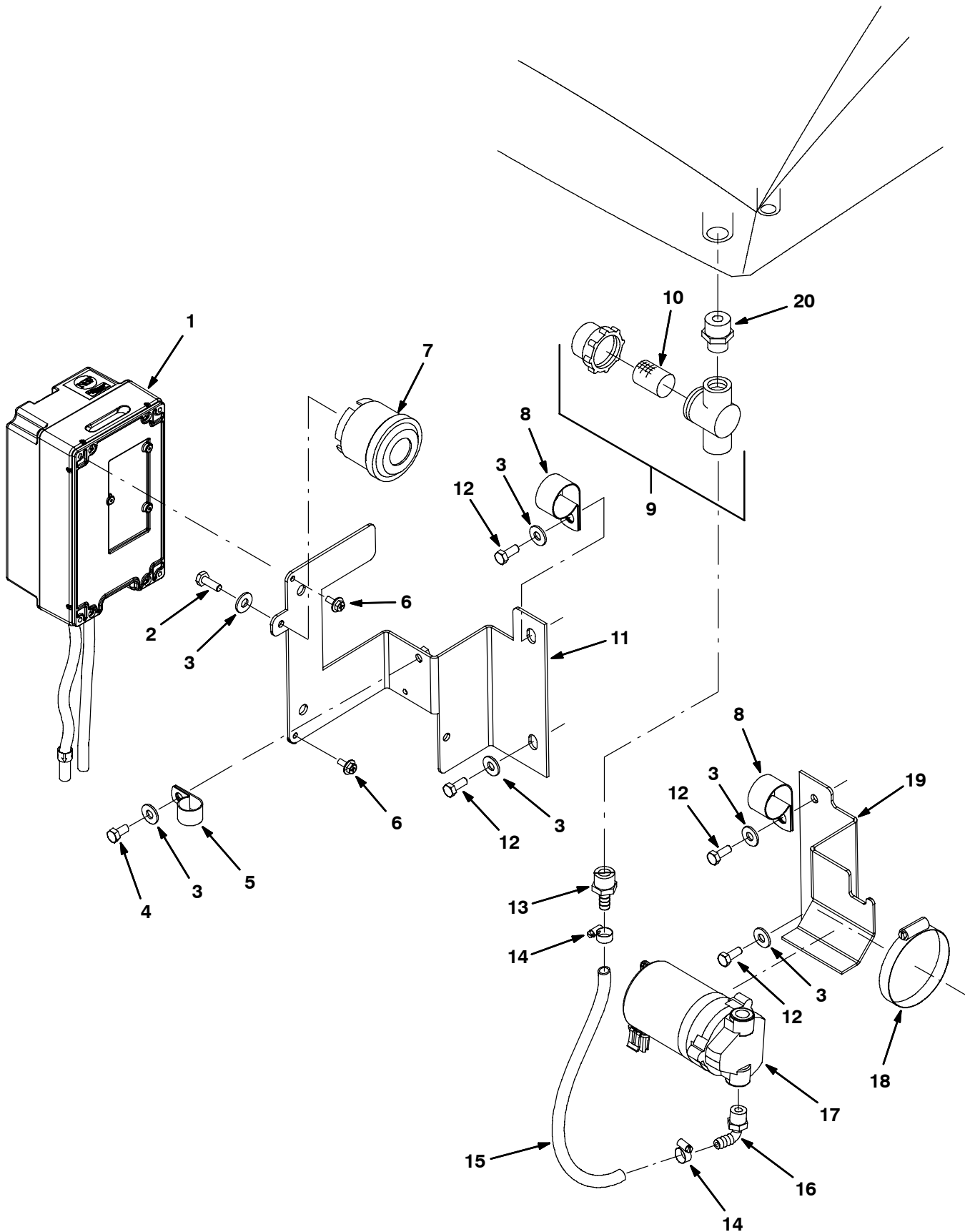


Fig. 12- ec-H2O Solution Pump Group

Ref.	Part No.	Serial Number	Description	Qty.
1	9006269	(10436743-) Module Kit, Replmt [Ec-H2o] (See Breakdowns)	1
1	9006161	(10403557-10436742) Module Kit, Replmt [Ec-H2o] (See Breakdowns)	1
2	01697	(10403557-) Screw, Hex, .25-20 X 0.62, Ss	1
3	01685	(10403557-) Washer, Flat, 0.38b 0.88d .08, Ss	6
4	15675	(10403557-) Screw, Hex, M8 X 1.25 X 16, Ss	1
5	69234	(10403557-) Clamp, Cable, Stl, 1.00d X 0.75w, 1hole	1
6	1034731	(10403557-) Screw, Hex, M6 X 1.00 X 16, Sems, Ss	2
7	392937	(10403557-) Horn, 12-48vdc [94 Decibels]	1
8	53466	(10403557-) Clamp, Cable, Stl, 1.50d X 1.00w, 1hole	2
▽	9	1005388	(10403557-) Filter, In-Line, Pf08/Pf08 080mesh 02.6l	1
▲	10	1005304	(10403557-) Screen, Fltr, 80 Mesh, Ss	1
	11	1044803	(10403557-) Bracket, Echo Module [5680/5700]	1
	12	12273	(10403557-) Screw, Hex, M8 X 1.25 X 20, NI, Ss	4
	13	79273	(10403557-) Fitting, Plstc, Str, Bm06/Pm08	1
	14	43844	(10403557-) Clamp, Hose, Wormdrive, 0.25-0.62d, .31w	2
	15	1006400	(10403557-) Hose, Afmkt, Pvc, Brd, 0.38id, 03ft, Clr	1
	16	1005630	(10403557-) Fitting, Plstc, E90, Bm06/Pm06, Nyl	1
	17	1042495	(10403557-) Pump, Soltn, Ele, 24vdc, 35psi	1
	18	43555	(10403557-) Clamp, Hose, Wormdrive, 2.50-3.50d, .50w	1
	19	1002603	(10403557-) Bracket, Pump, Soltn	1
	20	1005218	(10403557-) Fitting, Plstc, Str, Pm08/Pm12, Nyl	1

▽ - Identifies an assembly

▲ - Identifies parts included in assembly

Fig. 13 - ec-H₂O Solution Supply Group, Disk Scrub Head

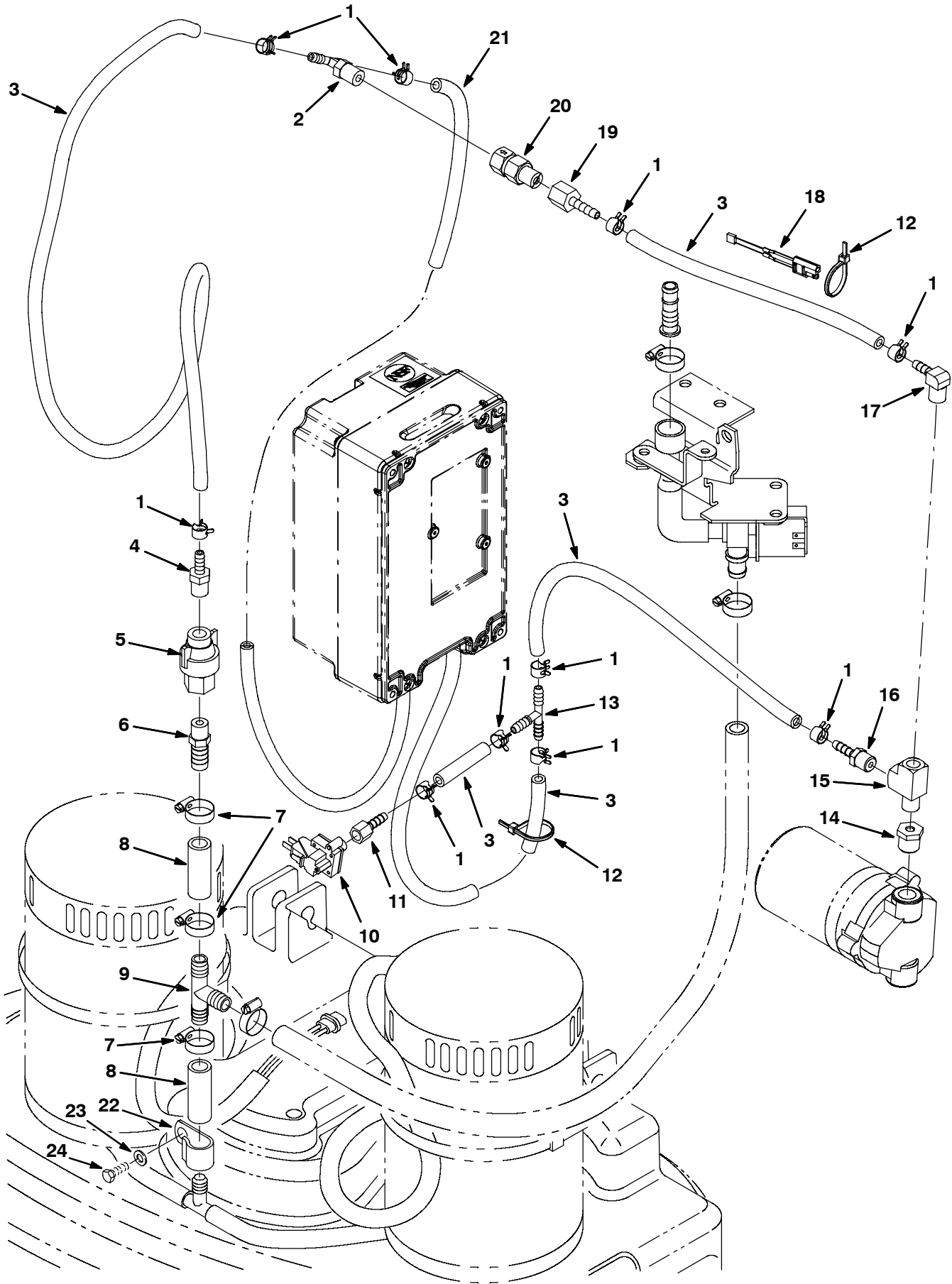


Fig. 13 - ec-H2O Solution Supply Group, Disk Scrub Head

Ref.	Part No.	Serial Number	Description	Qty.
1	603654	(10403557-) Clamp, Hose, Ear, .44d [Ctb]	10
2	607306	(10403557-) Fitting, Plstc, Tee, Bm04/Bm04/Pm04, Br	1
3	578820000	(10403557-) Hose, Pvc, Brd, 0.25id 0.44od 157.2l,Clr	1
4	50901	(10403557-) Fitting, Plstc, Str, Bm04/Pm04	1
5	1043866	(10403557-) Fitting Assy, Qd, Pf04	1
6	1010775	(10403557-) Fitting, Plstc, Str, Bm08/Pm04, Nyl	1
7	54333	(10000000-) Clamp, Hose, Wormdrive, 0.31-0.88d, .31w	3
8	1006401	(10000000-) Hose, Afmkt, Pvc, Brd, 0.50id, 03ft, Clr	1
9	63245-1	(10000000-) Fitting, Plstc, Tee, Bm08/Bm08/Bm08	1
10	1044415	(10403557-) Switch, Press, 18psi, Pm02	1
11	150520	(10403557-) Fitting, Brs, Str, Bm04/Pf02	1
12	130773	(10403557-) Tie, Cable, Nyl, 11.0l, .14w, 3.0 Max. D	2
13	150713	(10403557-) Fitting, Plstc, Tee, Bm04/Bm04/Bm04	1
14	150006	(10403557-) Fitting, Brs, Str, Pf04/Pm06, Bshg	1
15	150709	(10403557-) Fitting, Brs, Tee, Pm04/Pf04/Pf04, Run	1
16	150515	(10403557-) Fitting, Brs, Str, Bm04/Pm04 [Taped]	1
17	150418	(10403557-) Fitting, Brs, E90, Bm04/Pm04	1
18	1040868	(10403557-) Capacitor, Plug [.01 Uf, 200v]	1
19	150510	(10403557-) Fitting, Brs, Str, Bm04/Pf04	1
20	1044790	(10403557-) Valve, Check, 0025psi Pm04/Pf04	1
21	9004606	(10403557-) Hose, Pvc, Brd, .25id .45od 46l, Clr	1
22	30407	(10403557-) Clip, Keeper, Open	1
23	32483	(10403557-) Washer, Flat, 0.25, Sae	1
24	55845	(10403557-) Screw, Hex, M5 X 0.80 X 16, Fmg	1

OPTIONS

Fig. 14 - ec-H₂O Solution Supply Group, Model 700C / 800C / 900C Scrub Head

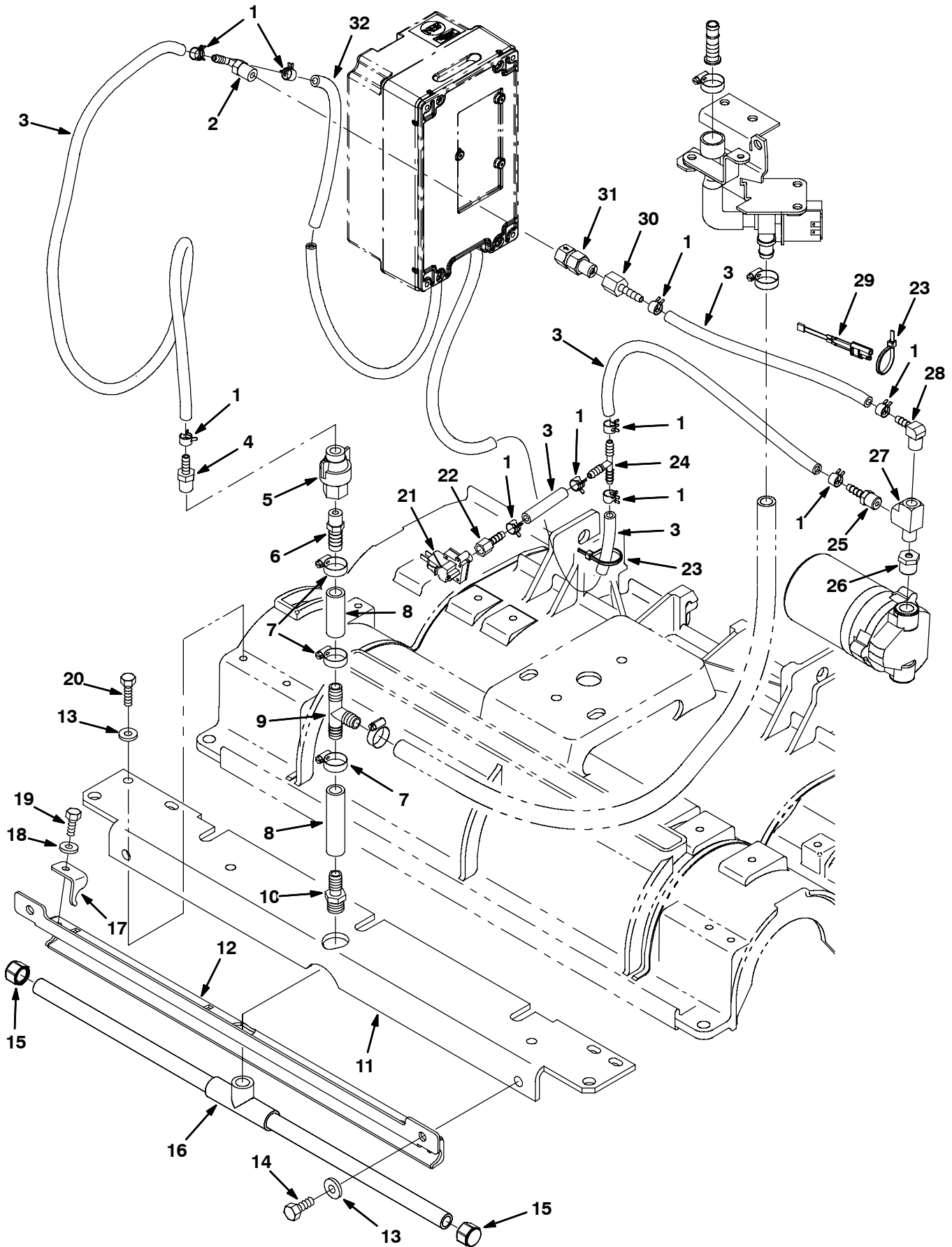
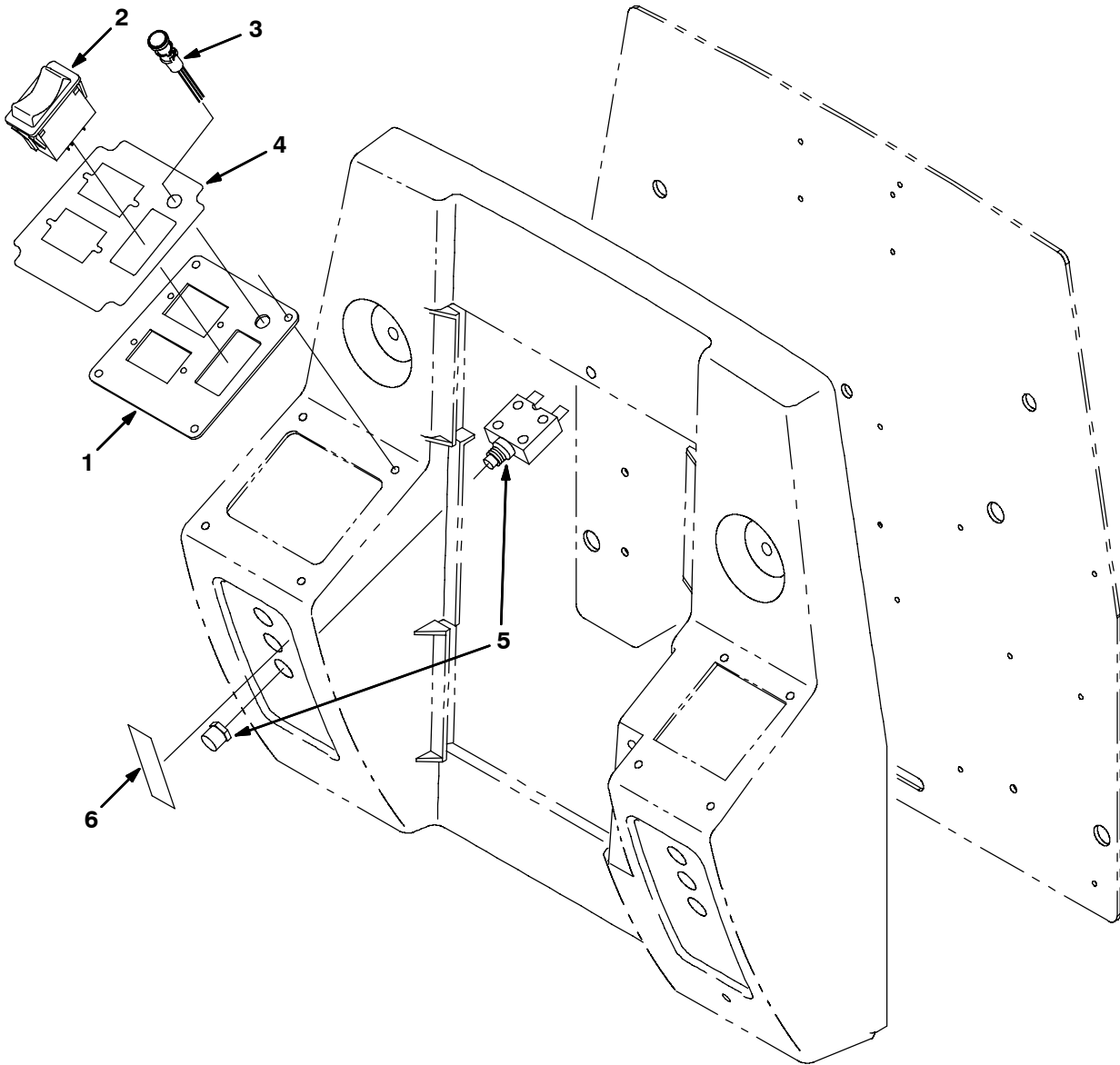


Fig. 14 - ec-H2O Solution Supply Group, Model 700C / 800C / 900C Scrub Head

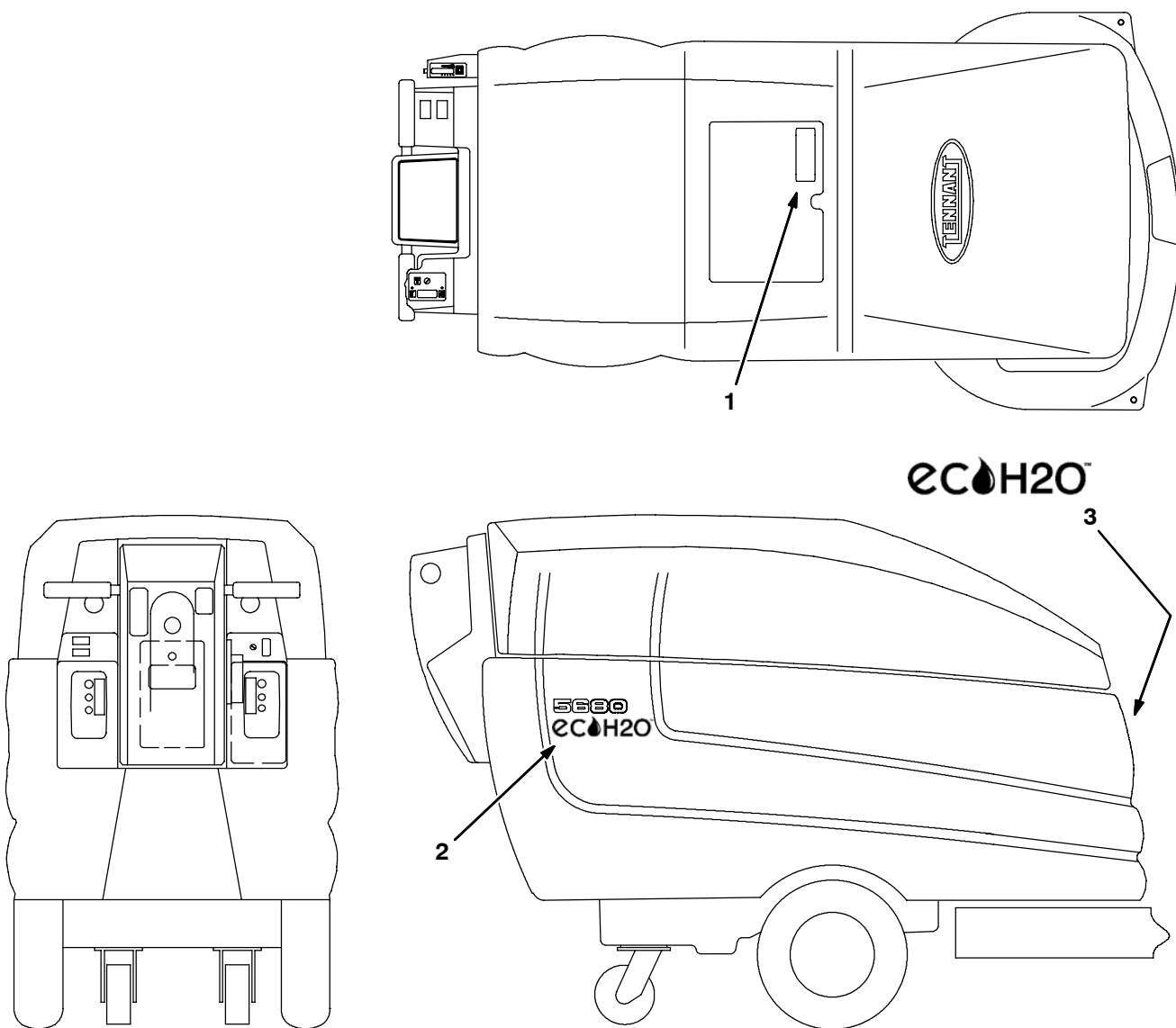
Ref.	Part No.	Serial Number	Description	Qty.
1	603654	(10403557-) Clamp, Hose, Ear, .44d [Ctb]	10
2	607306	(10403557-) Fitting, Plstc, Tee, Bm04/Bm04/Pm04, Br	1
3	578820000	(10403557-) Hose, Pvc, Brd, 0.25id 0.44od 157.2l,Clr	1
4	50901	(10403557-) Fitting, Plstc, Str, Bm04/Pm04	1
5	1043866	(10403557-) Fitting Assy, Qd, Pf04	1
6	1010775	(10403557-) Fitting, Plstc, Str, Bm08/Pm04, Nyl	1
7	54333	(10000000-) Clamp, Hose, Wormdrive, 0.31-0.88d, .31w	3
8	1006401	(10000000-) Hose, Afmkt, Pvc, Brd, 0.50id, 03ft, Clr	1
9	63245-1	(10000000-) Fitting, Plstc, Tee, Bm08/Bm08/Bm08	1
10	64743	(10000000-) Fitting, Plstc, Str, Bm08/Pm06	1
11	1046020	(10000000-) Angle, Head, Cylrcl, 700mm	1
11	1046023	(10000000-) Angle, Head, Cylrcl, 800mm	1
11	1047642	(10000000-) Angle, Head, Cylrcl, 900mm	1
12	1014993	(10000000-) Bracket Wldt, Bar, Spray, 700mm [7100]	1
12	1014957	(10000000-) Bracket Wldt, Bar, Spray, 800mm & 900mm [7100]	1
13	01685	(10000000-) Washer, Flat, 0.38b 0.88d .08, Ss	6
14	12273	(10000000-) Screw, Hex, M8 X 1.25 X 20, NI, Ss	2
15	1025580	(10000000-) Fitting, Pipe, Cap, P06, Nyl	2
16	1046049	(10000000-) Tube Assy, Bar, Spray (700mm)	1
16	1025276	(10000000-) Tube Assy, Bar, Spray [85cm] (800mm & 900mm)	1
17	1014673	(10000000-) Bracket, Bar, Spray	3
18	01684	(10000000-) Washer, Flat, 0.27b 0.69d .05, Ss	3
19	11635	(10000000-) Screw, Hex, M6 X 1.00 X 12, NI, Ss	3
20	76099	(10000000-) Screw, Hex, M8 X 1.25 X 25, Fmg	4
21	1044415	(10403557-) Switch, Press, 18psi, Pm02	1
22	150520	(10403557-) Fitting, Brs, Str, Bm04/Pf02	1
23	130773	(10403557-) Tie, Cable, Nyl, 11.0l, .14w, 3.0 Max. D	2
24	150713	(10403557-) Fitting, Plstc, Tee, Bm04/Bm04/Bm04	1
25	150515	(10403557-) Fitting, Brs, Str, Bm04/Pm04 [Taped]	1
26	150006	(10403557-) Fitting, Brs, Str, Pf04/Pm06, Bshg	1
27	150709	(10403557-) Fitting, Brs, Tee, Pm04/Pf04/Pf04, Run	1
28	150418	(10403557-) Fitting, Brs, E90, Bm04/Pm04	1
29	1040868	(10403557-) Capacitor, Plug [.01 Uf, 200v]	1
30	150510	(10403557-) Fitting, Brs, Str, Bm04/Pf04	1
31	1044790	(10403557-) Valve, Check, 0025psi Pm04/Pf04	1
32	9004606	(10403557-) Hose, Pvc, Brd, .25id .45od 46l, Clr	1

Fig. 15 - ec-H2O Operator Console Group



Ref.	Part No.	Serial Number	Description	Qty.
1	1041757	(10403557-) Plate, Cover, Ele	1
2	397889	(10403557-) Switch, Rocker, Dpst, On / None / On	1
3	1041822	(10403557-) Light, Led, .312d, 5 Volt [Tri-Color]	1
4	1050012	(10403557-) Label, Switch, <i>ec-H2O</i> [5680]	1
5	383721	(10403557-) Circuitbreaker, 10.0a, Resetable	1
6	1050015	(10403557-) Label, Circuitbreaker, <i>ec-H2O</i> [5680/5700]	1

Fig. 16 - ec-H2O Label Group



Ref.	Part No.	Serial Number	Description	Qty.
1	1050003	(10403557-) Label, User, Attention, ec-H2O	1
2	1050013	(10403557-) Label, Side, ec-H2O [5680]	2
3	1050014	(10403557-) Label, Front, ec-H2O [5680/5700]	2

OPTIONS

Fig. 17 - Scrub Head Drive Group, Model 700C, 700 mm (28 in)

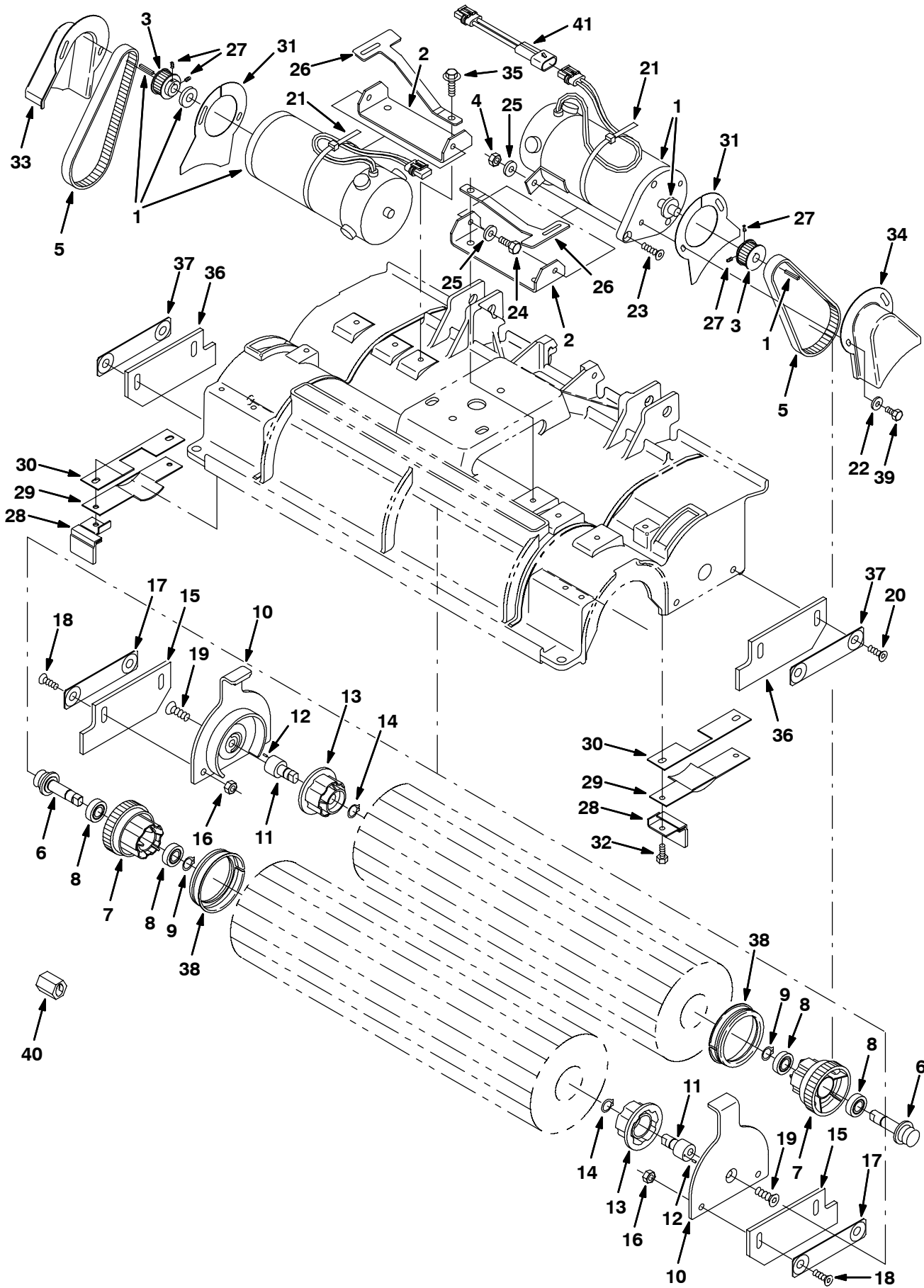


Fig. 17 - Scrub Head Drive Group, Model 700C, 700 mm (28 in)

NOTE: Scrub Head Kit, Tennant Part Number 9002722, includes Fig. 17, and Fig. 18.

Ref.	Part No.	Serial Number	Description	Qty.	
1	1038426	(10355043-) Motor, Ele, 36Vdc 1700Rpm 0.75Hp (See Breakdowns)	2	
	375175	(10000000-10355042) Motor, Ele, 36Vdc 1700Rpm 0.75Hp (See Breakdowns)	2	
2	223564	(10000000-) Bracket, Mounting, Motor	2	
3	375195	(10000000-) Sprocket, Drive	2	
4	08713	(10000000-) Nut-Hxlocnyln M 8X1.25 Reg Ss	4	
5	377505	(10000000-) Belt, Replmt, Brush Drive, F/222201	2	
∇	222751	(10000000-) Plug Drive Assy	2	
▲	6	222176	(10000000-) Shaft, Drive Plug	1
▲	7	1040931	(10000000-) Plug, Drive, Brush	1
▲	8	41360	(10000000-) Bearing, Ball, 0.59b 1.26d 0.35w	2
▲	9	01516	(10000000-) Ring,Retain,Ex,0.59Od,Basic	1
∇	374082	(10000000-) Door Assy, Brush	2	
▲	10	1044145	(10000000-) Door, Brush	1
▲∇	222752	(10000000-) Plug Idler Assy	1	
▲▲	11	222177	(10000000-) Shaft, Idler Plug	1
▲▲	12	222184	(10000000-) Pin, Roll	1
▲▲	13	379202	(10000000-) Plug, Brush	1
▲▲	14	01516	(10000000-) Ring,Retain,Ex,0.59Od,Basic	1
▲	15	222180	(10000000-) Skirt, Scrub Head	1
▲	16	08713	(10000000-) Nut-Hxlocnylon M 8X1.25 Reg Ss	2
▲	17	222182	(10000000-) Bar, Support	1
▲	18	74077	(10000000-) Scr-Flt M8 X 1.25 25 Ss	2
▲	19	390996	(10000000-) Scr-Flt M10 X 1.5 20, Ss NI	1
	20	07810	(10000000-) Scr Flt M8 x 1.25 25	4
	21	44961	(10000000-) Tie, Cable 4.00D Max 14.50 Lg	2
	22	01684	(10000000-) Washer Flt .25 Ss	4
	23	74077	(10000000-) Screw, Flat,M 8X1.25 Ss	2
	24	09740	(10000000-) Scr Hexssm 8X1.25	2
	25	01685	(10000000-) Washer, Flat, 0.38b 0.88d .08, Ss	6
	26	222209	(10000000-) Spring, Door	2
	27	222818	(10000000-) Scr-Set 8-32 X .25 Nylon Loc	4
	28	223568	(10000000-) Skirt, Deflector	2
	29	223566	(10000000-) Bracket, Shield	2
	30	223569	(10000000-) Gasket, Shield	2
	31	223563	(10000000-) Shield, Belt	2
	32	15678	(10000000-) Screw, Hex, M06 X 1.0 X 16, Ss	4
	33	223560	(10000000-) Guard, Belt, Rh	1
	34	223561	(10000000-) Guard, Belt, Lh	1
	35	76099	(10000000-) Scr-Hxfmg M8 X 1.25 25	4
	36	222180	(10000000-) Skirt, Scrub Head	2
	37	222182	(10000000-) Bar, Support	2
	38	222820	(10000000-) Seal, Ring	2
	39	06942	(10000000-) Screw, Hex, M06-1.0 X 16	4
	40	1010506	(10000000-) Tool, Removal, Shaft, F/ 222176	1
	41	1025065	(10000000-) Harness, Motor, Brush	1

∇ - Identifies an assembly

▲ - Identifies parts included in assembly

Fig. 18 - Scrub Head Frame Group, Model 700C, 700 mm (28 in)

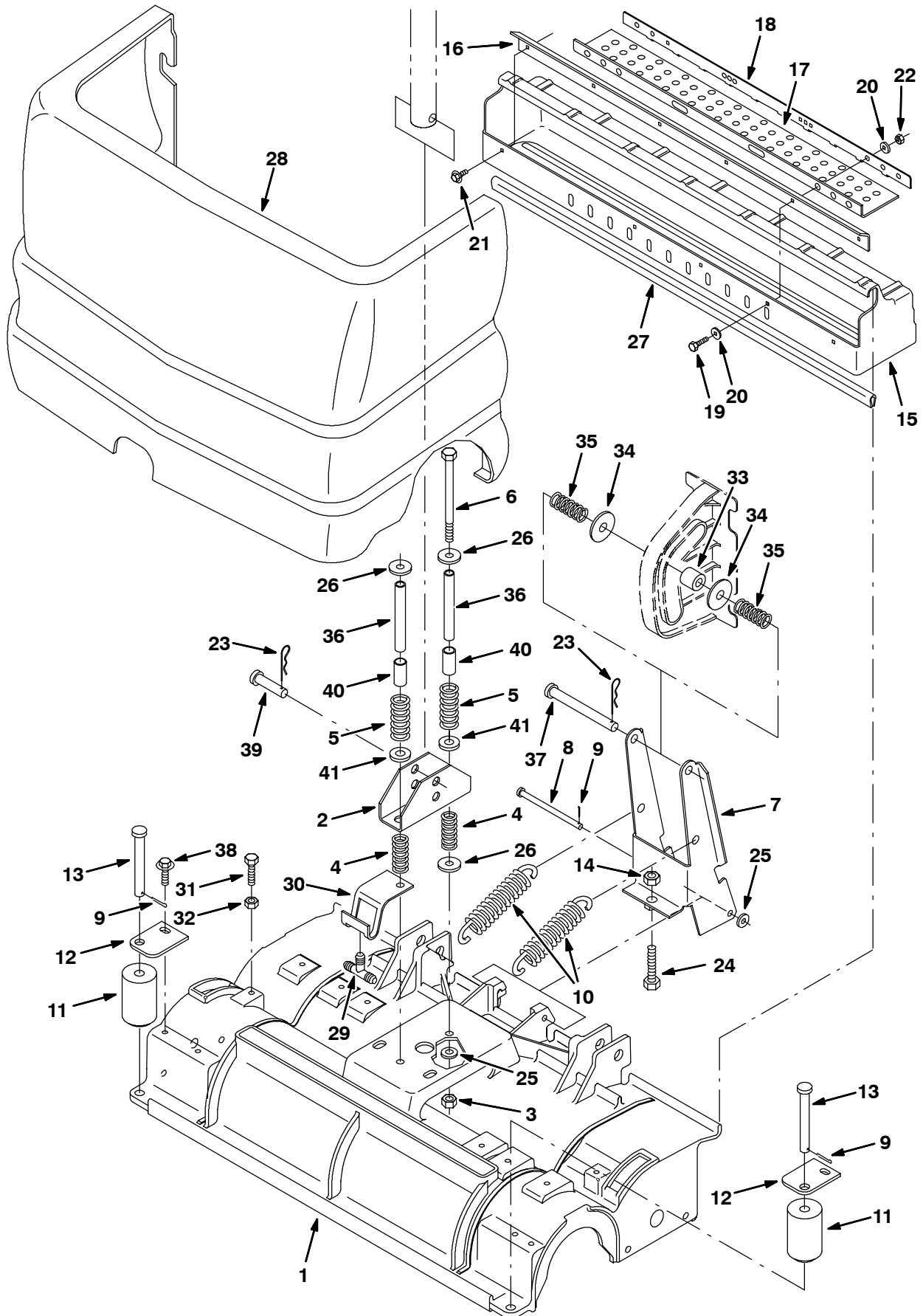


Fig. 18 - Scrub Head Frame Group, Model 700C, 700 mm (28 in)

NOTE: Scrub Head Kit, Tennant Part Number 9002722, includes Fig. 17, and Fig. 18.

Ref.	Part No.	Serial Number	Description	Qty.
1	1022254	(10000000-) Housing, Cyl, Mach, 700mm	1
2	1012088	(10000000-) Bracket, Mtg, Spring	1
3	59156	(10000000-) Nut, Hex, Lock, .38-16, NI, Ss	2
4	63185	(10000000-) Spring, Comp, .84Odx.10Wire 2.0L	2
5	45261	(10000000-) Sprng, Comp, 0.74Idx.11Wire 2.5L	2
6	20178	(10000000-) Screw, Hex, .38-16 X 5.50, 5	2
7	222838	(10000000-) Bracket, Pivot	1
8	222207	(10000000-) Pin, Clevis, 0.31Dia X4.5Lg	1
9	08346	(10000000-) Pin, Cotter .125X0.75	3
10	222363	(10000000-) Spring, Tension	2
11	222178	(10000000-) Roller, Bumper	2
12	222179	(10000000-) Bracket, Mounting, Roller	2
13	222196	(10000000-) Pin, Roller	2
14	39312	(10000000-) Nut, Hex, Std, M10 X 1.5	1
▽	222824	(10000000-) Debris Tray Kit, 28 in	1
▲	15 9005726	(10000000-) Tray, Debris, 28.0l, Afrmkt, [5680/5700]	1
▲	16 222203	(10000000-) Lip, Debris Tray, 28"	1
▲	17 222669	(10000000-) Skirt, Debris Tray	1
▲	18 222670	(10000000-) Strip, Debris Tray	1
▲	19 09007	(10000000-) Scr-Hexssm6X1.0 25	4
▲	20 01684	(10000000-) Washer Flt .25 Ss	8
▲	21 74455	(10000000-) Scr-Hxfmg M6 X 1.0 20	2
▲	22 08708	(10000000-) Nut, Hex, Lock, M6 X 1.0, NI	4
	23 02942	(10000000-) Pin, Cotter, Hair, 0.62d .120 Wir	2
	24 05720	(10000000-) Scr-Hexssm10X1.5 40 Full Thd	1
	25 01685	(10000000-) Washer, Flat, 0.38b 0.88d .08, Ss	3
	26 32662	(10000000-) Washer, Flat, 0.38b 1.22d .06, Ss	3
	27 374006	(10000000-) Channel	1
	28 9005801	(10000000-) Cover, Front, Teal, Afrmkt [5680/5700 Cyl]	1
	29 222536	(10000000-) Fitting-Plastic Tee 06Bm/06Bm/	1
	30 222523	(10000000-) Bracket, Hose Guide	1
	31 09023	(10000000-) Screw, Hex, M08 X 1.25 X 35, Ss	2
	32 08713	(10000000-) Nut, Hex, Lock, M08 X 1.25, NI, Ss	2
	33 374162	(10000000-) Roller, Rwk	1
	34 51564	(10000000-) Washer, 0.53b 1.75d .12, Stl, PI	2
	35 397255	(10000000-) Spring, Cmpr, 0.85od .08wir 2.0l	2
	36 1029426	(10000000-) ube, Rnd, 0.50d 0.40b 04.3l, Ss	2
	37 222197	(10000000-) Pin, Clevis 0.50 Dia X 4.75Lg	1
	38 76099	(10000000-) Screw, Hex, M8 X 1.25 X 25, Fmg	2
	39 51534	(10000000-) Pin, Clevis, 0.50 D X 2.00l	1
	40 140148	(10000000-) Sleeve, P/M, 0.50b 0.63d 1.4l, Stl PI	2
	41 32486	(10000000-) Washer, Flat, 0.50 Sae	2

▽ - Identifies an assembly

▲ - Identifies parts included in assembly

OPTIONS

Fig. 19 - Scrub Head Drive Group, Model 800C, 800 mm (32 in)

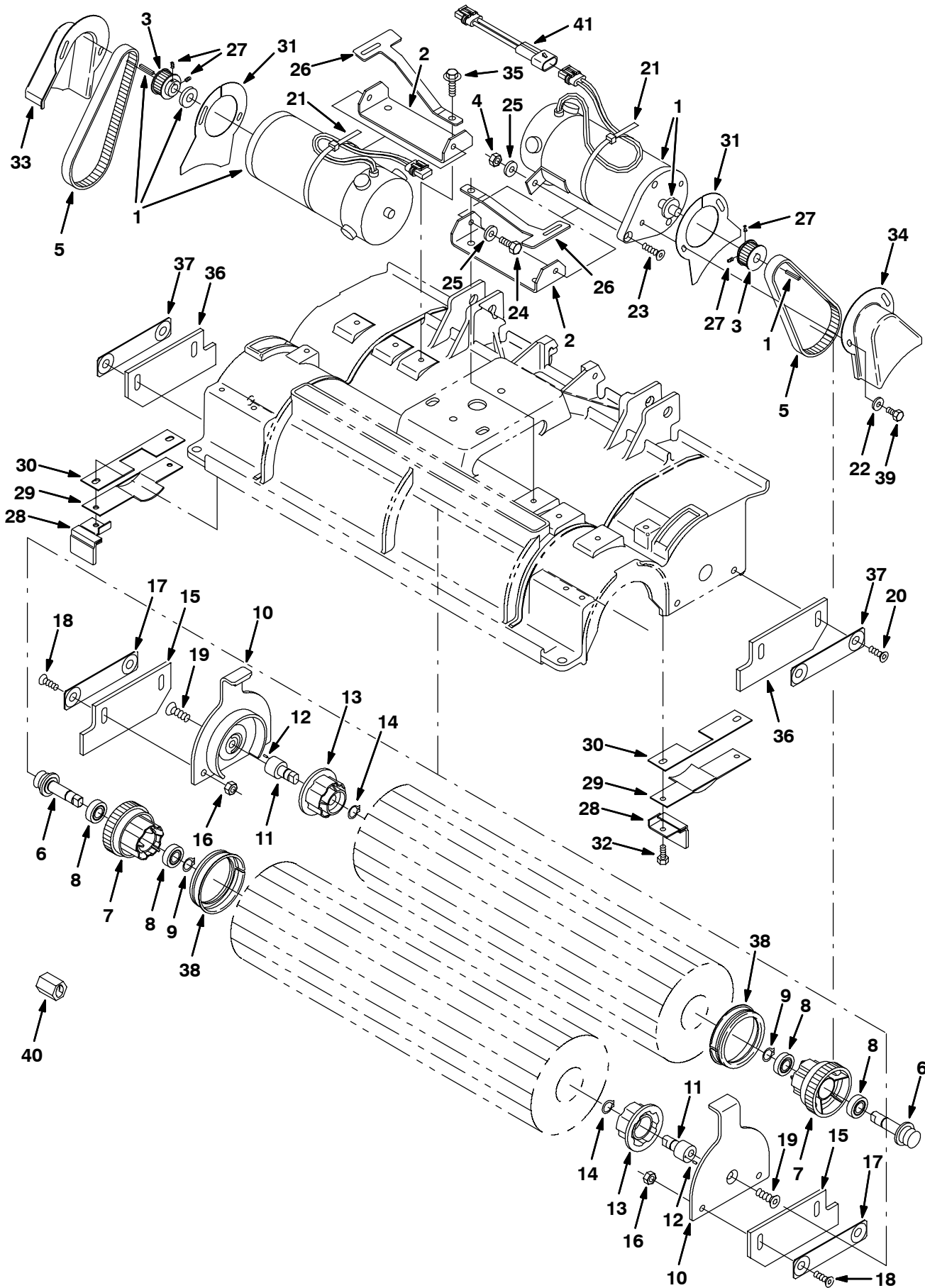


Fig. 19 - Scrub Head Drive Group, Model 800C, 800 mm (32 in)

NOTE: Scrub Head Kit, Tennant Part Number 9002723, includes Fig. 17, and Fig. 18.

Ref.	Part No.	Serial Number	Description	Qty.	
1	1038426	(10355043-) Motor, Ele, 36Vdc 1700Rpm 0.75Hp (See Breakdowns)	2	
	375175	(10000000-10355042) Motor, Ele, 36Vdc 1700Rpm 0.75Hp (See Breakdowns)	2	
2	223564	(10000000-) Bracket, Mounting, Motor	2	
3	375195	(10000000-) Sprocket, Drive	2	
4	08713	(10000000-) Nut-Hxlocnyln M 8X1.25 Reg Ss	4	
5	377505	(10000000-) Belt, Replmt, Brush Drive, F/222201	2	
▽	222751	(10000000-) Plug Drive Assy	2	
▲	6	222176	(10000000-) Shaft, Drive Plug	1
▲	7	1040931	(10000000-) Plug, Drive, Brush	1
▲	8	41360	(10000000-) Bearing-Ball,0.59B 1.26D 0.35W	2
▲	9	01516	(10000000-) Ring,Retain,Ex,0.59Od,Basic	1
▽	374082	(10000000-) Door Assy, Brush	2	
▲	10	1044145	(10000000-) Door, Brush	1
▲▽	222752	(10000000-) Plug Idler Assy	1	
▲▲	11	222177	(10000000-) Shaft, Idler Plug	1
▲▲	12	222184	(10000000-) Pin, Roll	1
▲▲	13	379202	(10000000-) Plug, Brush	1
▲▲	14	01516	(10000000-) Ring,Retain,Ex,0.59Od,Basic	1
▲	15	222180	(10000000-) Skirt, Scrub Head	1
▲	16	08713	(10000000-) Nut-Hxlocnylon M 8X1.25 Reg Ss	2
▲	17	222182	(10000000-) Bar, Support	1
▲	18	74077	(10000000-) Scr-Flt M8 X 1.25 25 Ss	2
▲	19	390996	(10000000-) Scr-Flt M10 X 1.5 20, Ss NI	1
	20	07810	(10000000-) Scr Flt M8 x 1.25 25	4
	21	44961	(10000000-) Tie, Cable 4.00D Max 14.50 Lg	2
	22	01684	(10000000-) Washer Flt .25 Ss	4
	23	74077	(10000000-) Screw, Flat,M 8X1.25 Ss	2
	24	09740	(10000000-) Scr Hexssm 8X1.25	2
	25	01685	(10000000-) Washer, Flat, 0.38b 0.88d .08, Ss	6
	26	222209	(10000000-) Spring, Door	2
	27	222818	(10000000-) Scr-Set 8-32 X .25 Nylon Loc	4
	28	223568	(10000000-) Skirt, Deflector	2
	29	223566	(10000000-) Bracket, Shield	2
	30	223569	(10000000-) Gasket, Shield	2
	31	223563	(10000000-) Shield, Belt	2
	32	15678	(10000000-) Screw, Hex, M06 X 1.0 X 16, Ss	4
	33	223560	(10000000-) Guard, Belt, Rh	1
	34	223561	(10000000-) Guard, Belt, Lh	1
	35	76099	(10000000-) Scr-Hxfmg M8 X 1.25 25	4
	36	222180	(10000000-) Skirt, Scrub Head	2
	37	222182	(10000000-) Bar, Support	2
	38	222820	(10000000-) Seal, Ring	2
	39	06942	(10000000-) Screw, Hex, M06-1.0 X 16	4
	40	1010506	(10000000-) Tool, Removal, Shaft, F/ 222176	1
	41	1025065	(10000000-) Harness, Motor, Brush	1

▽ - Identifies an assembly

▲ - Identifies parts included in assembly

Fig. 20 - Scrub Head Frame Group, Model 800C, 800 mm (32 in)

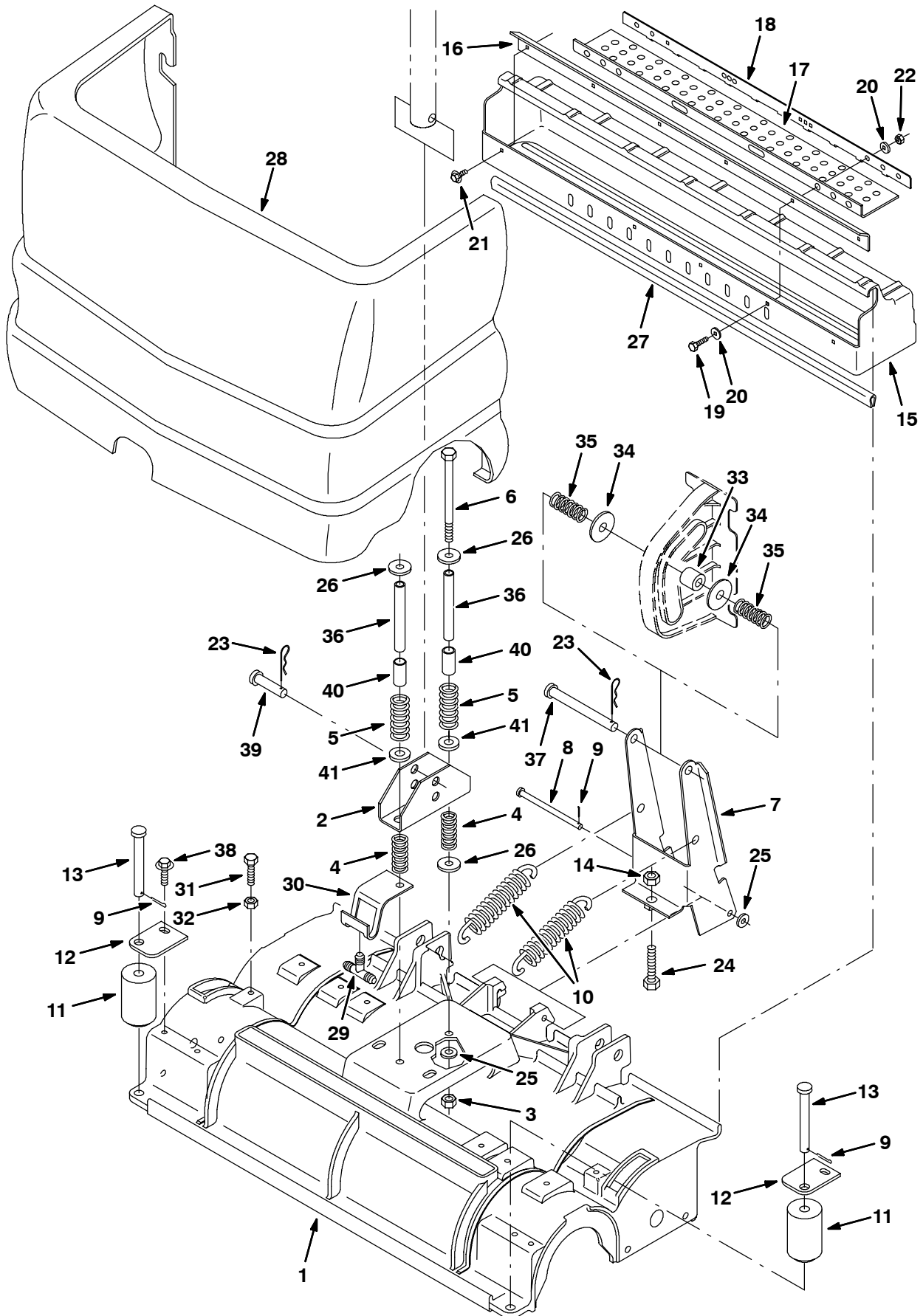


Fig. 20 - Scrub Head Frame Group, Model 800C, 800 mm (32 in)

NOTE: Scrub Head Kit, Tennant Part Number 9002723, includes Fig. 20, and Fig. 21.

Ref.	Part No.	Serial Number	Description	Qty.
1	1022253	(10000000-) Housing, Cyl, Mach, 800mm	1
2	1012088	(10000000-) Bracket, Mtg, Spring	1
3	59156	(10000000-) Nut, Hex, Lock, .38-16, NI, Ss	2
4	63185	(10000000-) Spring, Comp, .84Odx.10Wire 2.0L	2
5	45261	(10000000-) Sprng, Comp, 0.74Idx.11Wire 2.5L	2
6	20178	(10000000-) Screw, Hex, .38-16 X 5.50, 5	2
7	222838	(10000000-) Bracket, Pivot	1
8	222207	(10000000-) Pin, Clevis, 0.31Dia X4.5Lg	1
9	08346	(10000000-) Pin, Cotter .125X0.75	3
10	222363	(10000000-) Spring, Tension	2
11	222178	(10000000-) Roller, Bumper	2
12	222179	(10000000-) Bracket, Mounting, Roller	2
13	222196	(10000000-) Pin, Roller	2
14	39312	(10000000-) Nut, Hex, Std, M10 X 1.5	1
▽	222825	(10000000-) Debris Tray Kit, 32 in	1
▲	15	9005727	(10000000-) Tray, Debris, 32.0l, Afrmkt, [5680/5700]	1
▲	16	222204	(10000000-) Lip, Debris Tray, 32"	1
▲	17	222669	(10000000-) Skirt, Debris Tray	1
▲	18	222670	(10000000-) Strip, Debris Tray	1
▲	19	09007	(10000000-) Scr-Hexssm6X1.0 25	4
▲	20	01684	(10000000-) Washer Flt .25 Ss	8
▲	21	74455	(10000000-) Scr-Hxfmg M6 X 1.0 20	2
▲	22	08708	(10000000-) Nut, Hex, Lock, M6 X 1.0, NI	4
	23	02942	(10000000-) Pin, Cotter, Hair, 0.62d .120 Wi	2
	24	05720	(10000000-) Scr-Hexssm10X1.5 40 Full Thd	1
	25	01685	(10000000-) Washer, Flat, 0.38b 0.88d .08, Ss	3
	26	32662	(10000000-) Washer, Flat, 0.38b 1.22d .06, Ss	3
	27	374006	(10000000-) Channel	1
	28	9005801	(10000000-) Cover, Front, Teal, Afrmkt [5680/5700 Cyl]	1
	29	222536	(10000000-) Fitting-Plastic Tee 06Bm/06Bm/	1
	30	222523	(10000000-) Bracket, Hose Guide	1
	31	09023	(10000000-) Screw, Hex, M08 X 1.25 X 35, Ss	2
	32	08713	(10000000-) Nut, Hex, Lock, M08 X 1.25, NI, Ss	2
	33	374162	(10000000-) Roller, Rwk	1
	34	51564	(10000000-) Washer, 0.53b 1.75d .12, Stl, PI	2
	35	397255	(10000000-) Spring, Cmpr, 0.85od .08wir 2.0l	2
	36	1029426	(10000000-) Tube, Rnd, 0.50d 0.40b 04.3l, Ss	2
	37	222197	(10000000-) Pin, Clevis 0.50 Dia X 4.75Lg	1
	38	76099	(10000000-) Screw, Hex, M8 X 1.25 X 25, Fmg	2
	39	51534	(10000000-) Pin, Clevis, 0.50 D X 2.00l	1
	40	140148	(10000000-) Sleeve, P/M, 0.50b 0.63d 1.4l, Stl PI	2
	41	32486	(10000000-) Washer, Flat, 0.50 Sae	2

▽ - Identifies an assembly

▲ - Identifies parts included in assembly

Fig. 21 - Scrub Head Drive Group, Model 900C, 900 mm (36 in)

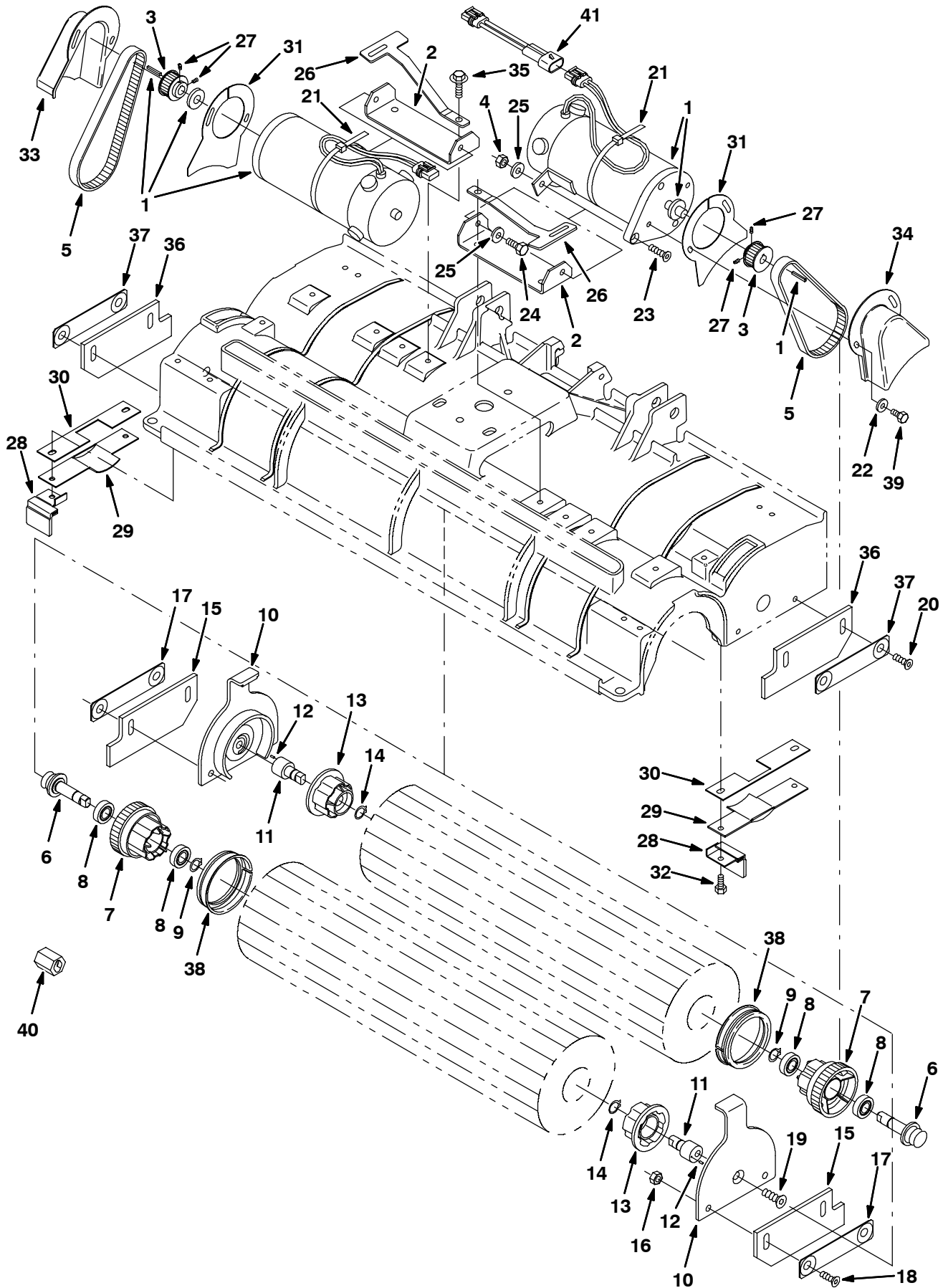


Fig. 21 - Scrub Head Drive Group, Model 900C, 900 mm (36 in)

NOTE: Scrub Head Kit, Tennant Part Number 9002724, includes Fig. 21, and Fig. 22.

Ref.	Part No.	Serial Number	Description	Qty.	
1	1038426	(10355043-) Motor, Ele, 36Vdc 1700Rpm 0.75Hp (See Breakdowns)	2	
	375175	(10000000-10355042) Motor, Ele, 36Vdc 1700Rpm 0.75Hp (See Breakdowns)	2	
2	223564	(10000000-) Bracket, Mounting, Motor	2	
3	375195	(10000000-) Sprocket, Drive	2	
4	08713	(10000000-) Nut-Hxlocnyln M 8X1.25 Reg Ss	4	
5	377505	(10000000-) Belt, Replmt, Brush Drive, F/222201	2	
∇	222751	(10000000-) Plug Drive Assy	2	
▲	6	222176	(10000000-) Shaft, Drive Plug	1
▲	7	1040931	(10000000-) Plug, Drive, Brush	1
▲	8	41360	(10000000-) Bearing-Ball,0.59B 1.26D 0.35W	2
▲	9	01516	(10000000-) Ring,Retain,Ex,0.59Od,Basic	1
∇	374082	(10000000-) Door Assy, Brush	2	
▲	10	1044145	(10000000-) Door, Brush	1
▲∇	222752	(10000000-) Plug Idler Assy	1	
▲▲	11	222177	(10000000-) Shaft, Idler Plug	1
▲▲	12	222184	(10000000-) Pin, Roll	1
▲▲	13	379202	(10000000-) Plug, Brush	1
▲▲	14	01516	(10000000-) Ring,Retain,Ex,0.59Od,Basic	1
▲	15	222180	(10000000-) Skirt, Scrub Head	1
▲	16	08713	(10000000-) Nut-Hxlocnylon M 8X1.25 Reg Ss	2
▲	17	222182	(10000000-) Bar, Support	1
▲	18	74077	(10000000-) Scr-Flt M8 X 1.25 25 Ss	2
▲	19	390996	(10000000-) Scr-Flt M10 X 1.5 20, Ss NI	1
	20	07810	(10000000-) Scr Flt M8 x 1.25 25	4
	21	44961	(10000000-) Tie, Cable 4.00D Max 14.50 Lg	2
	22	01684	(10000000-) Washer Flt .25 Ss	4
	23	74077	(10000000-) Screw, Flat,M 8X1.25 Ss	2
	24	09740	(10000000-) Scr Hexssm 8X1.25	2
	25	01685	(10000000-) Washer, Flat, 0.38b 0.88d .08, Ss	6
	26	222209	(10000000-) Spring, Door	2
	27	222818	(10000000-) Scr-Set 8-32 X .25 Nylon Loc	4
	28	223568	(10000000-) Skirt, Deflector	2
	29	223566	(10000000-) Bracket, Shield	2
	30	223569	(10000000-) Gasket, Shield	2
	31	223563	(10000000-) Shield, Belt	2
	32	15678	(10000000-) Screw, Hex, M06 X 1.0 X 16, Ss	4
	33	223560	(10000000-) Guard, Belt, Rh	1
	34	223561	(10000000-) Guard, Belt, Lh	1
	35	76099	(10000000-) Scr-Hxfmg M8 X 1.25 25	4
	36	222180	(10000000-) Skirt, Scrub Head	2
	37	222182	(10000000-) Bar, Support	2
	38	222820	(10000000-) Seal, Ring	2
	39	06942	(10000000-) Screw, Hex, M06-1.0 X 16	4
	40	1010506	(10000000-) Tool, Removal, Shaft, F/ 222176	1
	41	1025065	(10000000-) Harness, Motor, Brush	1

∇ - Identifies an assembly

▲ - Identifies parts included in assembly

Fig. 22 - Scrub Head Frame Group, Model 900C, 900 mm (36 in)

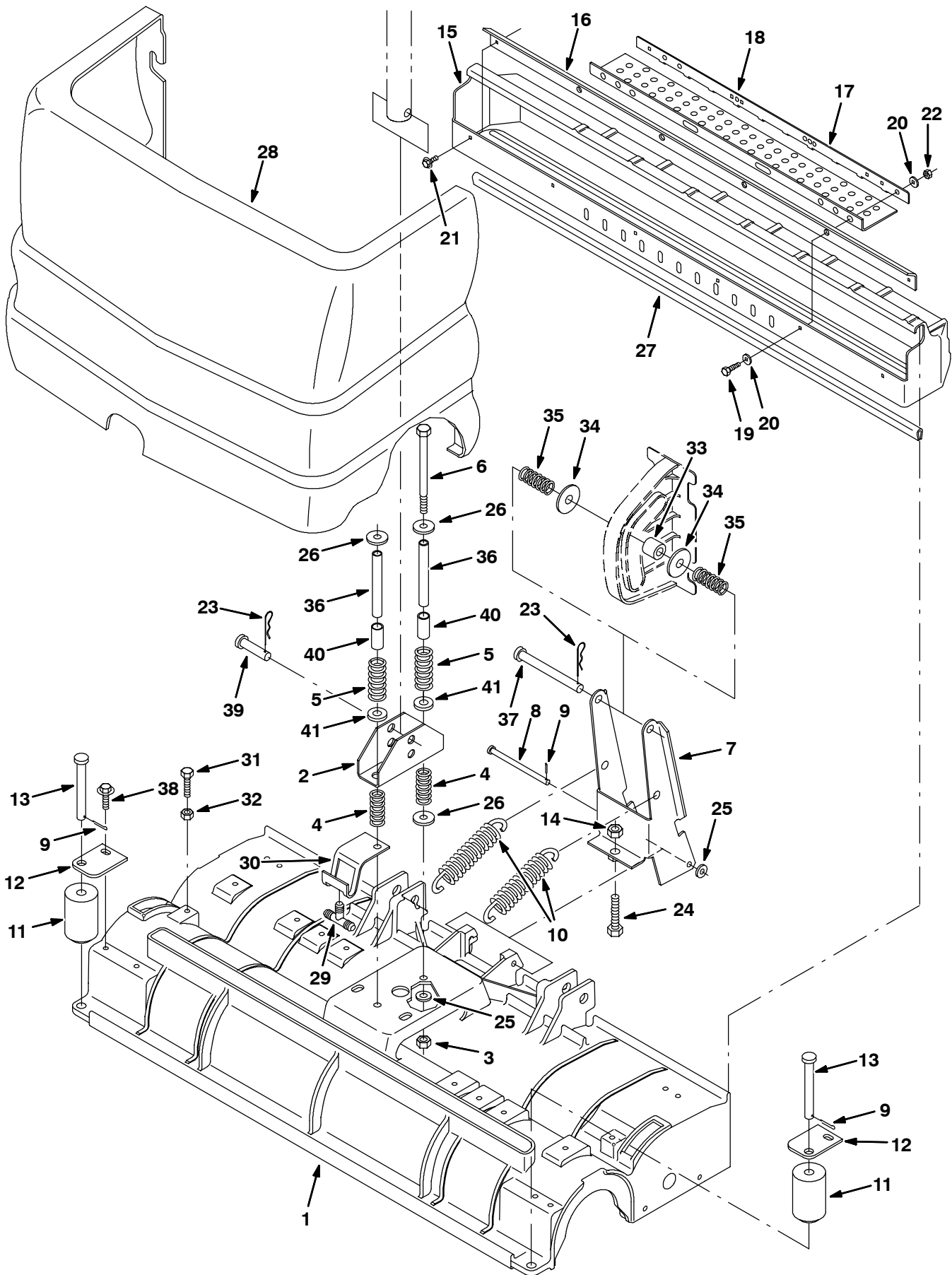


Fig. 22 - Scrub Head Frame Group, Model 900C, 900 mm (36 in)

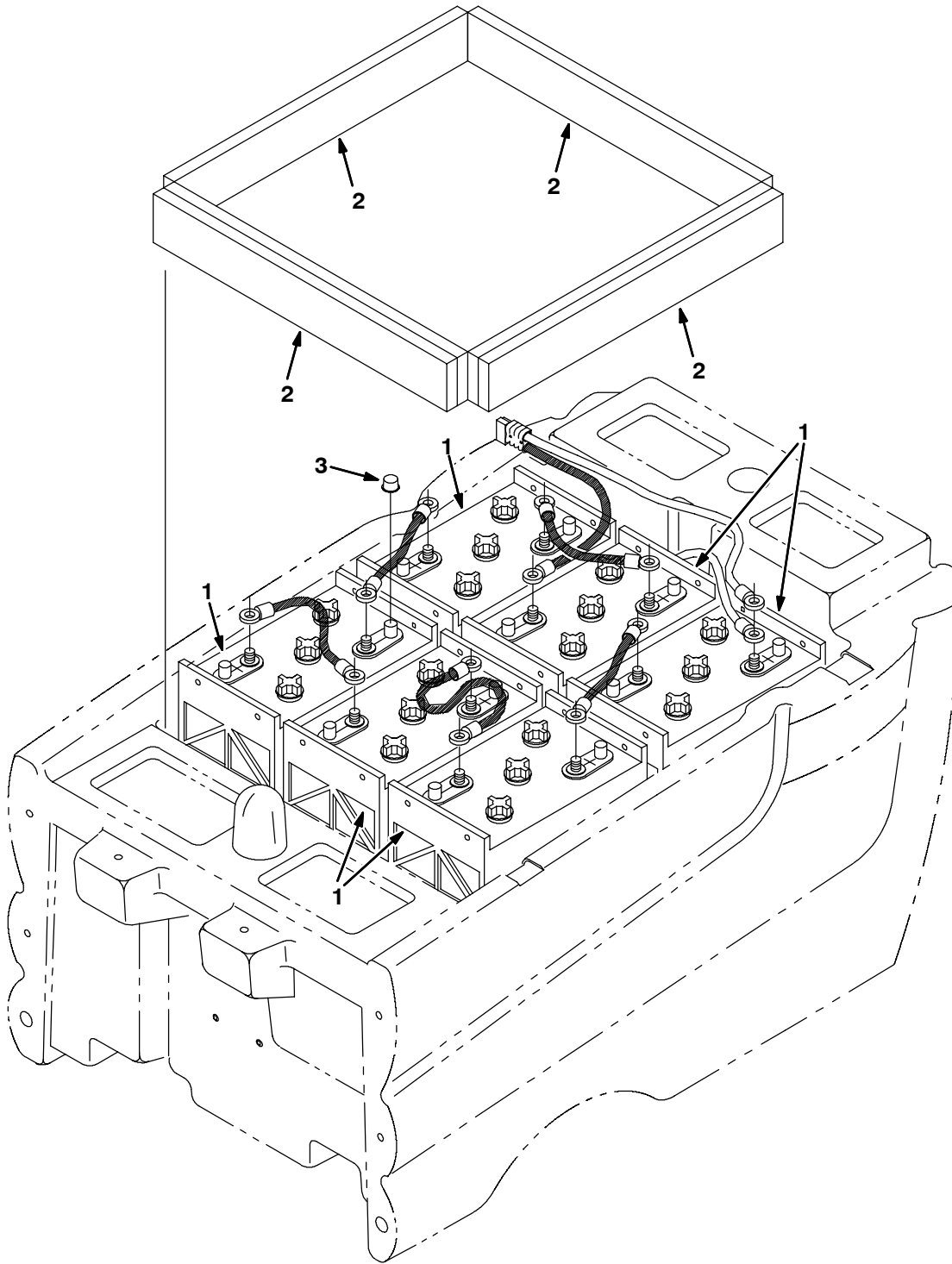
NOTE: Scrub Head Kit, Tennant Part Number 9002724, includes Fig. 21, and Fig. 22.

Ref.	Part No.	Serial Number	Description	Qty.	
1	1022252	(10000000-) Housing, Cyl, Mach, 900mm	1	
2	1012088	(10000000-) Bracket, Mtg, Spring	1	
3	59156	(10000000-) Nut, Hex, Lock, .38-16, NI, Ss	2	
4	63185	(10000000-) Spring, Comp, .84Odx.10Wire 2.0L	2	
5	45261	(10000000-) Sprng, Comp, 0.74Idx.11Wire 2.5L	2	
6	20178	(10000000-) Screw, Hex, .38-16 X 5.50, 5	2	
7	222838	(10000000-) Bracket, Pivot	1	
8	222207	(10000000-) Pin, Clevis, 0.31Dia X4.5Lg	1	
9	08346	(10000000-) Pin, Cotter .125X0.75	3	
10	222363	(10000000-) Spring, Tension	2	
11	222178	(10000000-) Roller, Bumper	2	
12	222179	(10000000-) Bracket, Mounting, Roller	2	
13	222196	(10000000-) Pin, Roller	2	
14	39312	(10000000-) Nut, Hex, Std, M10 X 1.5	1	
▽	222826	(10000000-) Debris Tray Kit, 36 in	1	
▲	15	9005728	(10000000-) Tray, Debris, 36.0l, Afmkt, [5680/5700]	1
▲	16	222205	(10000000-) Lip, Debris Tray, 36"	1
▲	17	222669	(10000000-) Skirt, Debris Tray	1
▲	18	222670	(10000000-) Strip, Debris Tray	1
▲	19	09007	(10000000-) Scr-Hexssm6X1.0 25	4
▲	20	01684	(10000000-) Washer Flt .25 Ss	8
▲	21	74455	(10000000-) Scr-Hxfmg M6 X 1.0 20	2
▲	22	08708	(10000000-) Nut, Hex, Lock, M6 X 1.0, NI	4
	23	02942	(10000000-) Pin, Cotter, Hair, 0.62d .120 Wi	2
	24	05720	(10000000-) Scr-Hexssm10X1.5 40 Full Thd	1
	25	01685	(10000000-) Washer, Flat, 0.38b 0.88d .08, Ss	3
	26	32662	(10000000-) Washer, Flat, 0.38b 1.22d .06, Ss	3
	27	374006	(10000000-) Channel	1
	28	9005801	(10000000-) Cover, Front, Teal, Afmkt [5680/5700 Cyl]	1
	29	222536	(10000000-) Fitting-Plastic Tee 06Bm/06Bm/	1
	30	222523	(10000000-) Bracket, Hose Guide	1
	31	09023	(10000000-) Screw, Hex, M08 X 1.25 X 35, Ss	2
	32	08713	(10000000-) Nut, Hex, Lock, M08 X 1.25, NI, Ss	2
	33	374162	(10000000-) Roller, Rwk	1
	34	51564	(10000000-) Washer, 0.53b 1.75d .12, Stl, PI	2
	35	397255	(10000000-) Spring, Cmpr, 0.85od .08wir 2.0l	2
	36	1029426	(10000000-) Tube, Rnd, 0.50d 0.40b 04.3l, Ss	2
	37	222197	(10000000-) Pin, Clevis 0.50 Dia X 4.75Lg	1
	38	76099	(10000000-) Screw, Hex, M8 X 1.25 X 25, Fmg	2
	39	51534	(10000000-) Pin, Clevis, 0.50 D X 2.00l	1
	40	140148	(10000000-) Sleeve, P/M, 0.50b 0.63d 1.4l, Stl PI	2
	41	32486	(10000000-) Washer, Flat, 0.50 Sae	2

▽ - Identifies an assembly

▲ - Identifies parts included in assembly

Fig. 23 - Battery Kit, Heavy Duty Wet, 335AH

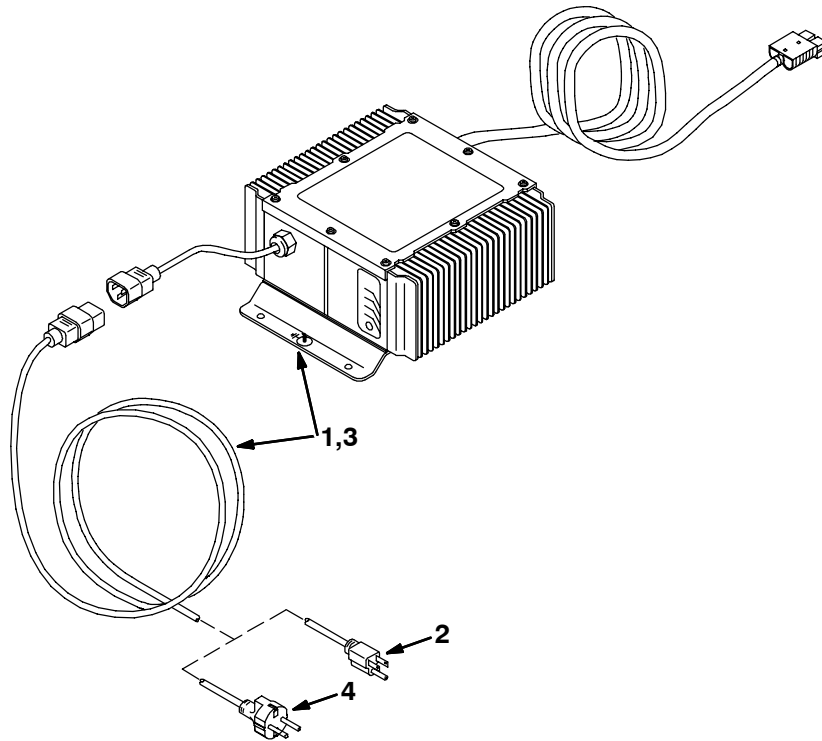


Ref.	Part No.	Serial Number	Description	Qty.
▽	222777	(10000000-) Battery Kit 36V 335Ah Wet	1
▲	1 222846	(10000000-) Battery, 6V, Res Cap:196 Wet	6
▲	2 222473	(10000000-) Spacer, Battery .62X1.5X21.0	6
▲	3 223641	(10000000-) Cap, Battery	6

▽ - Identifies an assembly

▲ - Identifies parts included in assembly

Fig. 24 - Battery Charger Group



	Ref.	Part No.	Serial Number	Description	Qty.
▽	1	9001055	(10000000-) Charger Kit, Battery, Ci [Domestic]	1
▲	2	1017079	(10000000-) Cord, Ele, Chrgr [Onboard]	1

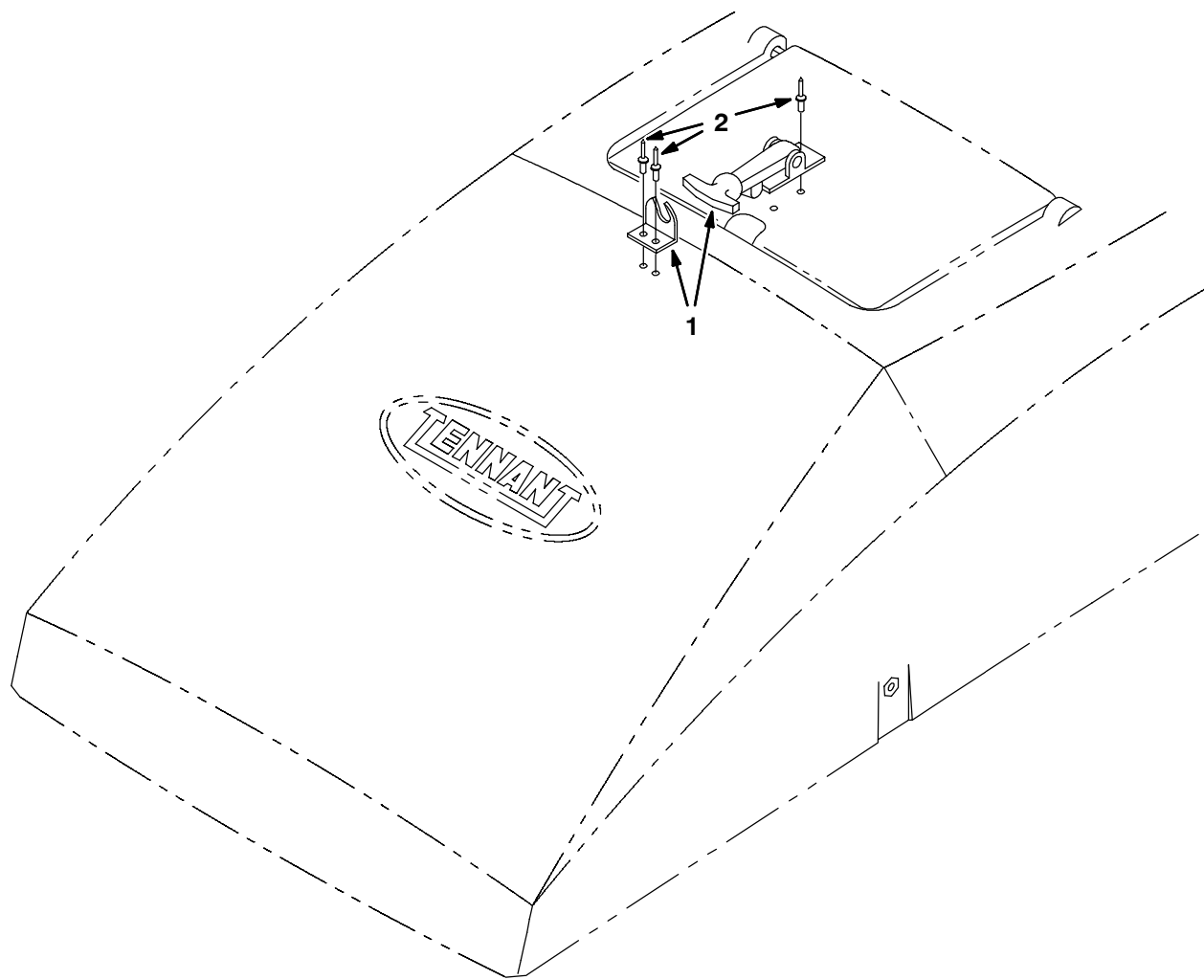
International Only

	Ref.	Part No.	Serial Number	Description	Qty.
▽	3	9001054	(10000000-) Charger Kit, Ci [Export/Euro/Asai]	1
▲	4	1019242	(10000000-) Cord, Ele, Chrgr [European]	1

▽ - Identifies an assembly

▲ - Identifies parts included in assembly

Fig. 25 - Transport Group

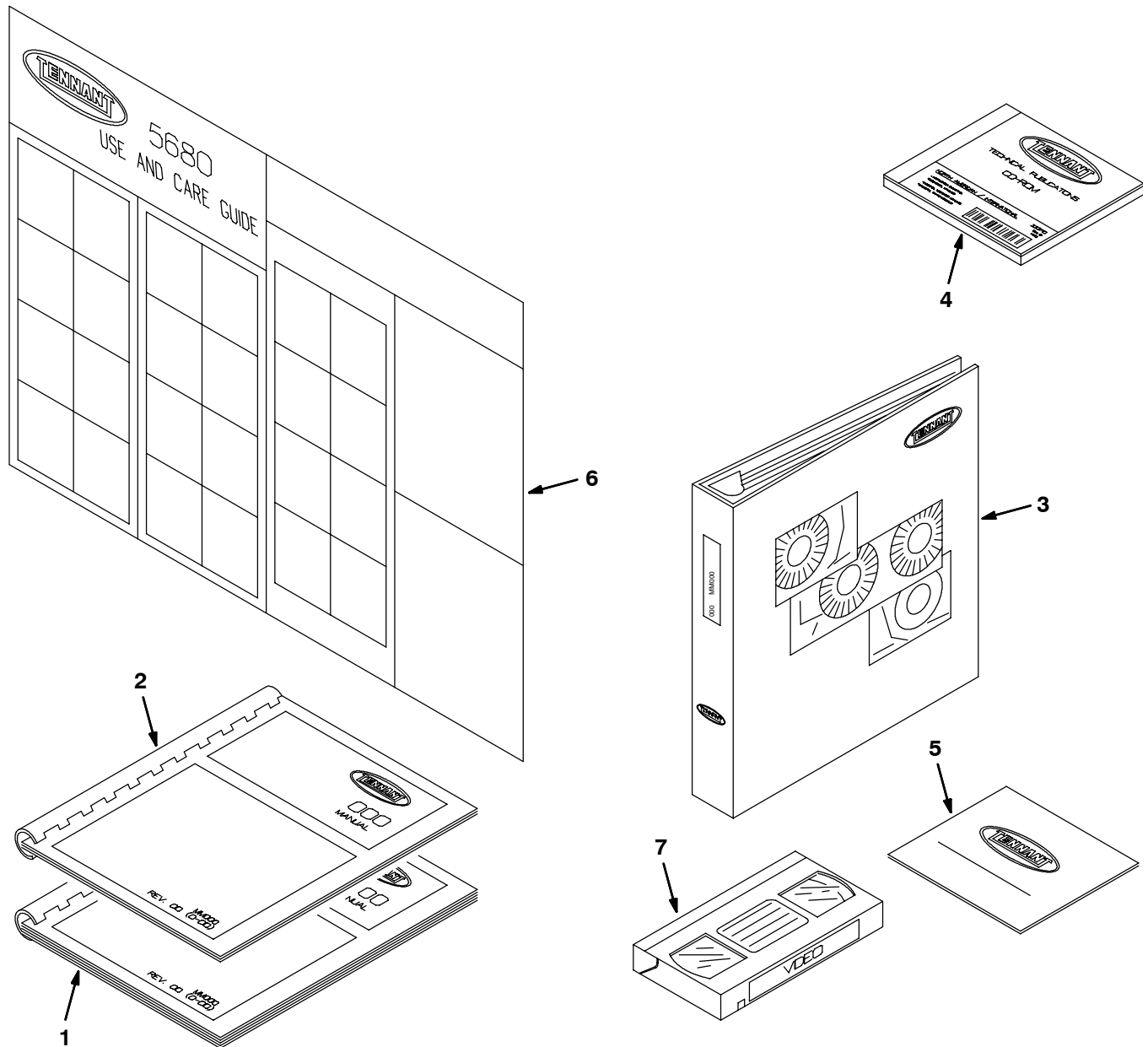


	Ref.	Part No.	Serial Number	Description	Qty.
▽		398030	(10000000-) Kit, Ci, Demo, [5680]	1
▲	1	11636	(10000000-) Latch, Draw, Flexible	1
▲	2	01335	(10000000-) Rivet, Pop-.125Dx.44X.25Dhd Al	4

▽ - Identifies an assembly

▲ - Identifies parts included in assembly

Fig. 26 - Documentation Group

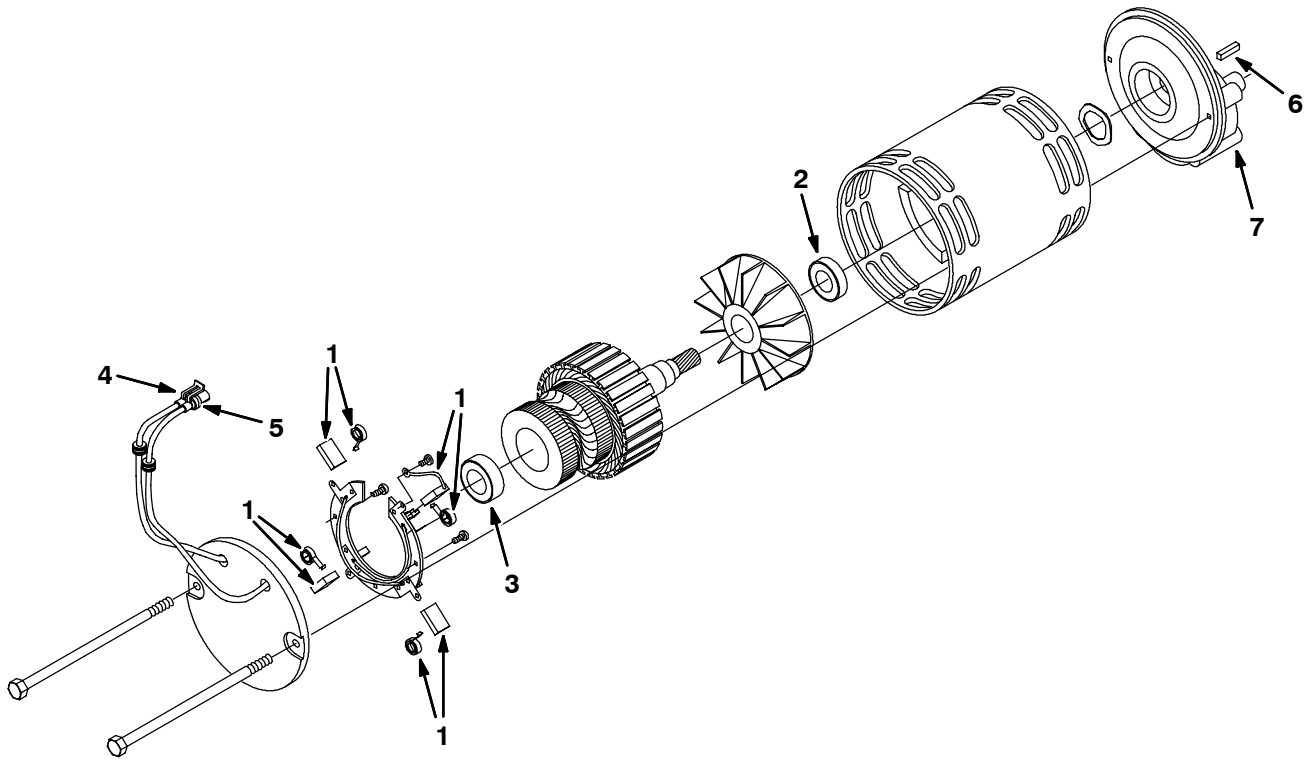


Ref.	Part No.	Serial Number	Description	Qty.
1	331178	(1000000-)	Manual, Parts [5680 Ele Na/Jp 10000000-]	1
2	331176	(1000000-)	Manual, Oprtr [5680, Ele Na 10000000-]	1
2	331540	(1000000-)	Manual, Oprtr [5680 Ele Es Na 10000000-]	1
2	331541	(1000000-)	Manual, Oprtr [5680 Ele Fr Na 10000000-]	1
3	MM406	(1000000-)	Manual, Service	1
4	330710	(1000000-)	Manual, Cd-Rom, Oprtr & Parts, All (NA)	1
5	374361	(1000000-)	Cd-Rom, Oprtr, Training [5680]	1
6	398477	(1000000-)	Instr, Mach, Wall Chart [5680]	1
7	374360	(1000000-)	Video, Oprtr, Vhs, Training [5680]	1

SECTION 4

Contents	Page
Fig. 1 - Electric Motor Breakdown, 397815	4-2
Fig. 2 - Electric Motor Breakdown, 1038426	4-3
Fig. 3 - Electric Motor Breakdown, 375175	4-4
Fig. 4 - Transaxle Motor Breakdown, 1031761	4-5
Fig. 5 - <i>ec-H2O</i> Module Assembly Breakdown, 9006269 (S/N 10436743-)	4-6
Fig. 6 - <i>ec-H2O</i> Module Assembly Breakdown, 9006161 (S/N 10403557-10436742)	4-8
Fig. 7 - FaST Injector Assembly Breakdown, 9004079	4-10

Fig. 1 - Electric Motor Breakdown, 397815

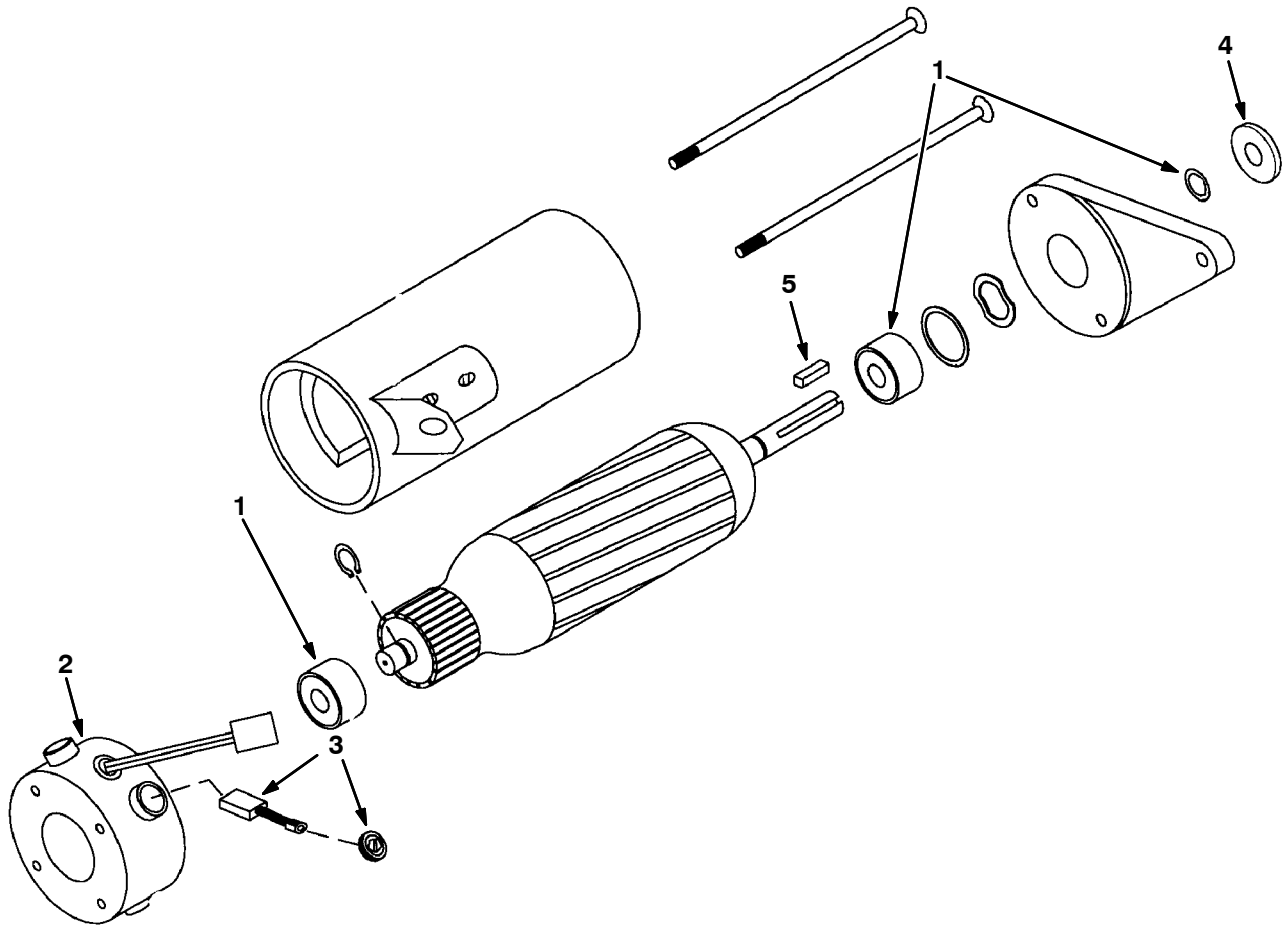


Ref.	Part No.	Serial Number	Description	Qty.	
▽	397815	(10000000-) Motor, Ele, 36vdc 0.75hp 0200rpm. A	1	
▲	1	222606	(10000000-) Brush Kit	1
▲	2	222618	(10000000-) Bearing	1
▲	3	222617	(10000000-) Bearing	1
▲	4	10925	(10000000-) Connector, Fem, 2cav [Mp630 Sealed]	1
▲	5	24537	(10000000-) Terminal, Fem, 10/12ga [Mp630 P2s]	2
▲	6	00928	(10000000-) Key Square 0.25 0.25 01.00 Lg	1
▲	7	374005	(10000000-) Gearbox, Motor	1

▽ - Identifies an assembly

▲ - Identifies parts included in assembly

Fig. 2 - Electric Motor Breakdown, 1038426

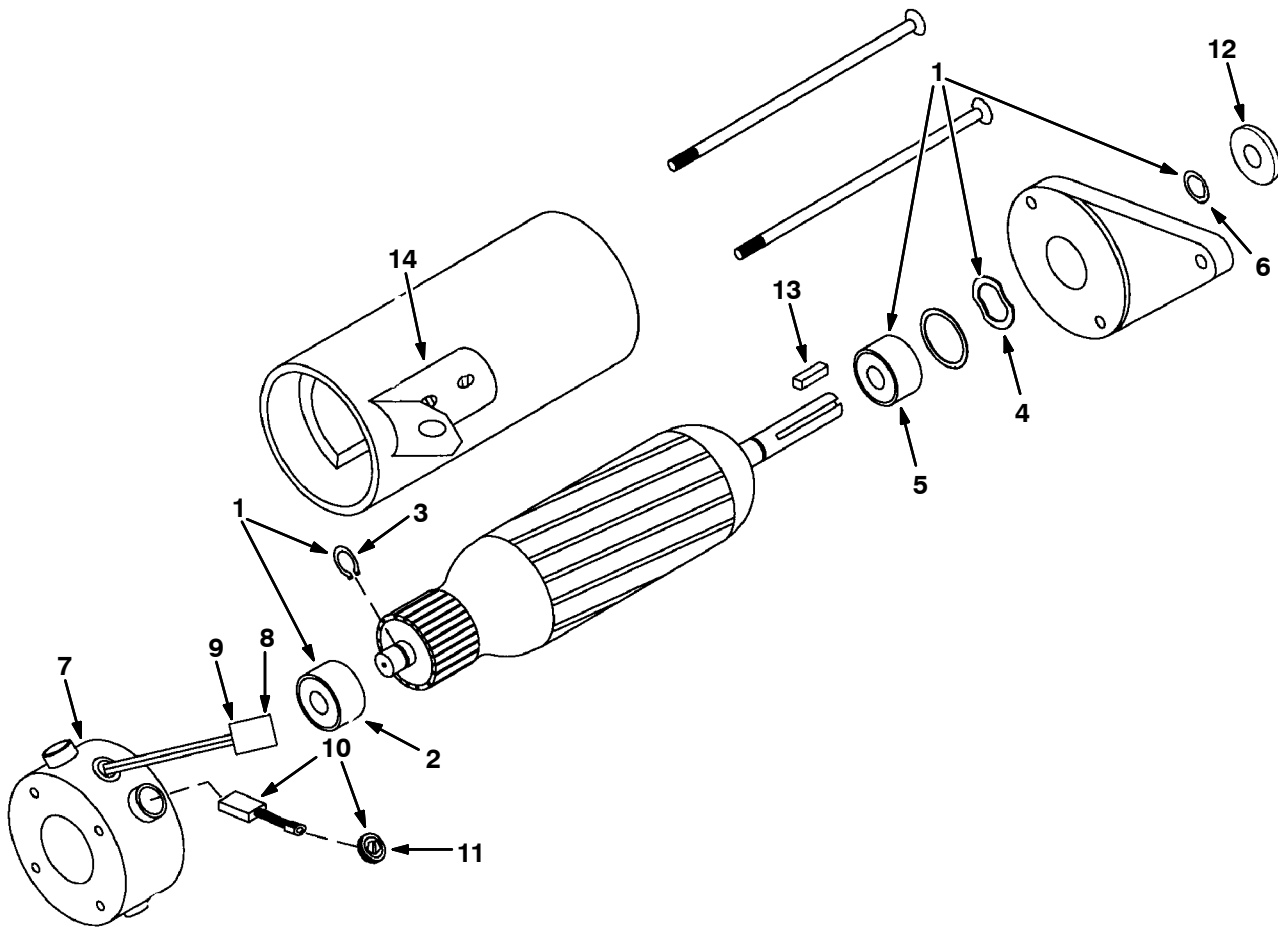


Ref.	Part No.	Serial Number	Description	Qty.	
▽	1038426	(10355043-) Motor, Ele, 36Vdc 1700Rpm 0.75Hp	1	
▲	1	1039816	(10355043-) Bearing Kit, Motor, Ele	1
▲	2	1039818	(10355043-) Cap Assy, Brush, Ele Motor	1
▲	3	1039817	(10355043-) Brush Kit, Motor, Ele	1
▲	4	20536-2	(10355043-) Washer, 0.47b 1.19d .03, Nyl	1
▲	5	00954	(10355043-) Key, Sq, 0.12 X 0.12, 01.00l	1

▽ - Identifies an assembly

▲ - Identifies parts included in assembly

Fig. 3 - Electric Motor Breakdown, 375175

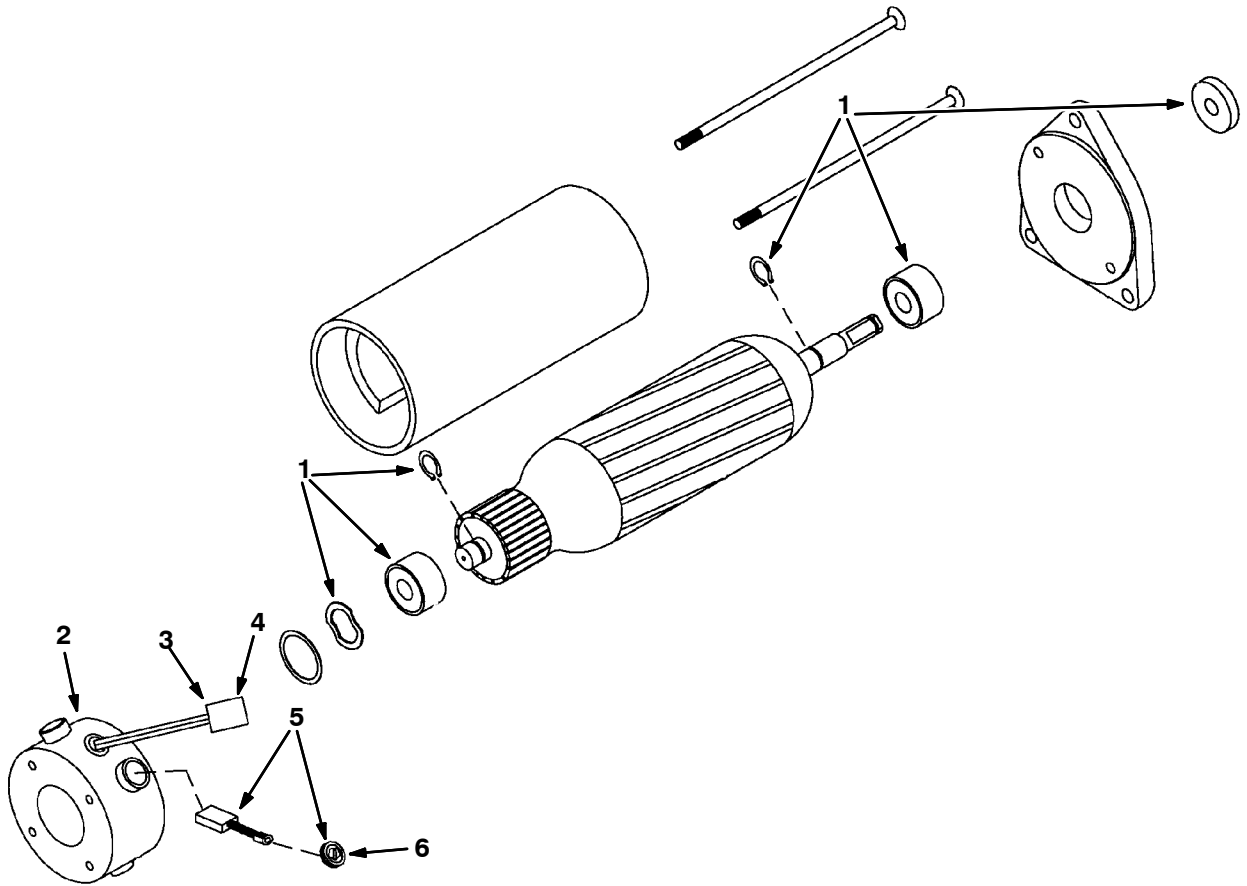


Ref.	Part No.	Serial Number	Description	Qty.
▽	375175	(10000000-10355042)	Motor Assy, Ele, 36Vdc, 0.75Hp, 1700Rpm	1
▲▽	1	375176	(10000000-10355042) Kit, Motor Bearing	1
▲▲	2	222635	(10000000-10355042) Bearing	1
▲▲	3	222637	(10000000-10355042) Ring, Snap	1
▲▲	4	375177	(10000000-10355042) Washer, Spring	1
▲▲	5	375178	(10000000-10355042) Bearing, Drive End	1
▲▲	6	375179	(10000000-10355042) Seal	1
▲▽	7	374004	(10000000-10355042) Endbell, Brush End, Motor-Ele	1
▲▲	8	10925	(10000000-10355042) Connector, 2-Conductor	1
▲▲	9	24537	(10000000-10355042) Terminal, Female	2
▲▽	10	222625	(10000000-10355042) Kit, Brush	1
▲▲	11	222629	(10000000-10355042) Cap, Brush Holder	4
▲	12	20536-2	(10000000-10355042) Washer, 0.47b 1.19d .03, Nyl	1
▲	13	00954	(10000000-10355042) Key, Sq, 0.12 X 0.12, 01.00l	1
▲	14	222877	(10000000-10355042) Kit, Brace	1

▽ - Identifies an assembly

▲ - Identifies parts included in assembly

Fig. 4 - Transaxle Motor Breakdown, 1031761



Ref.	Part No.	Serial Number	Description	Qty.
▽	1031761	(10000000-10364537)	Motor, Ele, 36vdc 2000rpm 0.50hp	1
▲▽	1	374271 (10000000-10306808) 1034372 (10306809-10364537)	Bearing Kit, Motor, Ele	1
▲▽	2	374003 (10000000-10364537)	Bearing Kit, Motor, Ele	1
▲	3	10925 (10000000-10364537)	End Ass'y, Brush	1
▲▲	3	10925 (10000000-10364537)	Connector, 2 Conductor	1
▲▲	4	24537 (10000000-10364537)	Terminal, Female	2
▲▽	5	222625 (10000000-10306808) 1034373 (10306809-10364537)	Brush Kit	1
▲	5	222625 (10000000-10306808) 1034373 (10306809-10364537)	Brush Kit	1
▲▲	6	222629 (10000000-10306808)	Brush Holder Cap	4
▲▲	6	1034375 (10306809-10364537)	Brush Cap Assy	4

▽ - Identifies an assembly

▲ - Identifies parts included in assembly

Fig. 5 - ec-H2O Module Assembly Breakdown, 9006269 (S/N 10436743-)

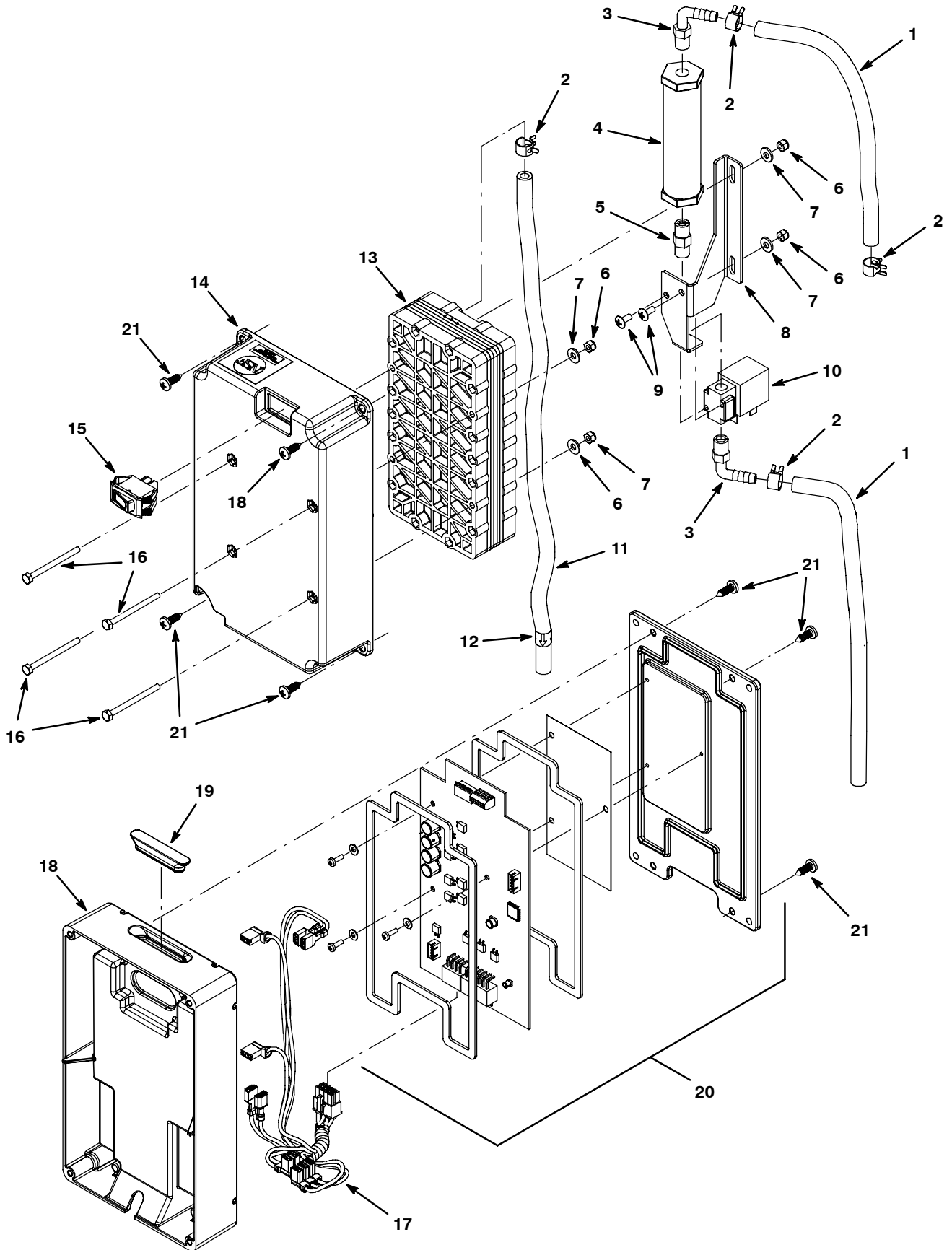


Fig. 5 - *ec-H2O* Module Assembly Breakdown, 9006269 (S/N 10436743-)

Ref.	Part No.	Serial Number	Description	Qty.
▽	9006269	(10436743-) Module Kit, Replmt [Ec-H2o]	1
▲▽	9006324	(10436743-) Ec-H2o Kit, Module B, Plumbing	1
▲▲	1 578820000	(10403557-) Hose, Pvc, Brd, 0.25id 0.44od 157.2l,Clr	1
▲▲	2 603654	(10403557-) Clamp, Hose, Ear, .44d [Ctb]	4
▲▲	3 1037595	(10403557-) Fitting, Plstc, E90, Bm04/Pm02, Nyl	2
▲▲	4 1038159	(10403557-) Electrode, Cylindrical	1
▲▲	5 1045030	(10403557-) Fitting, Brs, Str, Pm02/Pm02	1
▲▲	6 33932	(10436743-) Nut, Hex, Lock, M4 X 0.70, Ni, Ss	4
▲▲	7 41579	(10436743-) Washer, Flat, 08, Ss	4
▲▲	8 1048490	(10436743-) Bracket, Valve	1
▲▲	9 140801	(10403557-) Screw, Trs, Phl, 08-32 X 0.38, Ss	2
▲▲	10 1013236	(10403557-) Valve, Shutoff, Ele, 24vdc	1
▲▲	11 9006574	(10436743-) Hose, Pvc, Brd, 0.25id 0.45od, 65l, Clr	1
▲▲	12 1049637	(10403557-) Label, Direction [Ec-H2o]	1
▲▲	13 1050767	(10436743-) Electrode, 5 Plate, High Flow	1
▲▲	14 1051519	(10436743-) Housing, Upper, Module, High Flow	1
▲▲	15 1044393	(10403557-) Switch, Rocker, Spst, Mom	1
▲▲	16 32509	(10436743-) Screw, Hex, M4 X 0.70 X 50, Ss	4
▲▲	17 1049489	(10436743-) Harness, Main,Controlboard[Ec-H2o 5cell]	1
▲	18 1037032	(10403557-) Housing, Bottom	1
▲	19 1054776	(10403557-) Grommet, Blind	1
▲	20 9006159	(10403557-) Controller Kit, Replmt [Ec-H2o]	1
▲	21 1018155	(10403557-) Screw, Pan, Phl, M5 X 0.80 X 16, Tcut,Ss	8

▽ - Identifies an assembly

▲ - Identifies parts included in assembly

BREAKDOWNS

Fig. 6 - *ec-H2O* Module Assembly Breakdown, 9006161 (S/N 10403557-10436742)

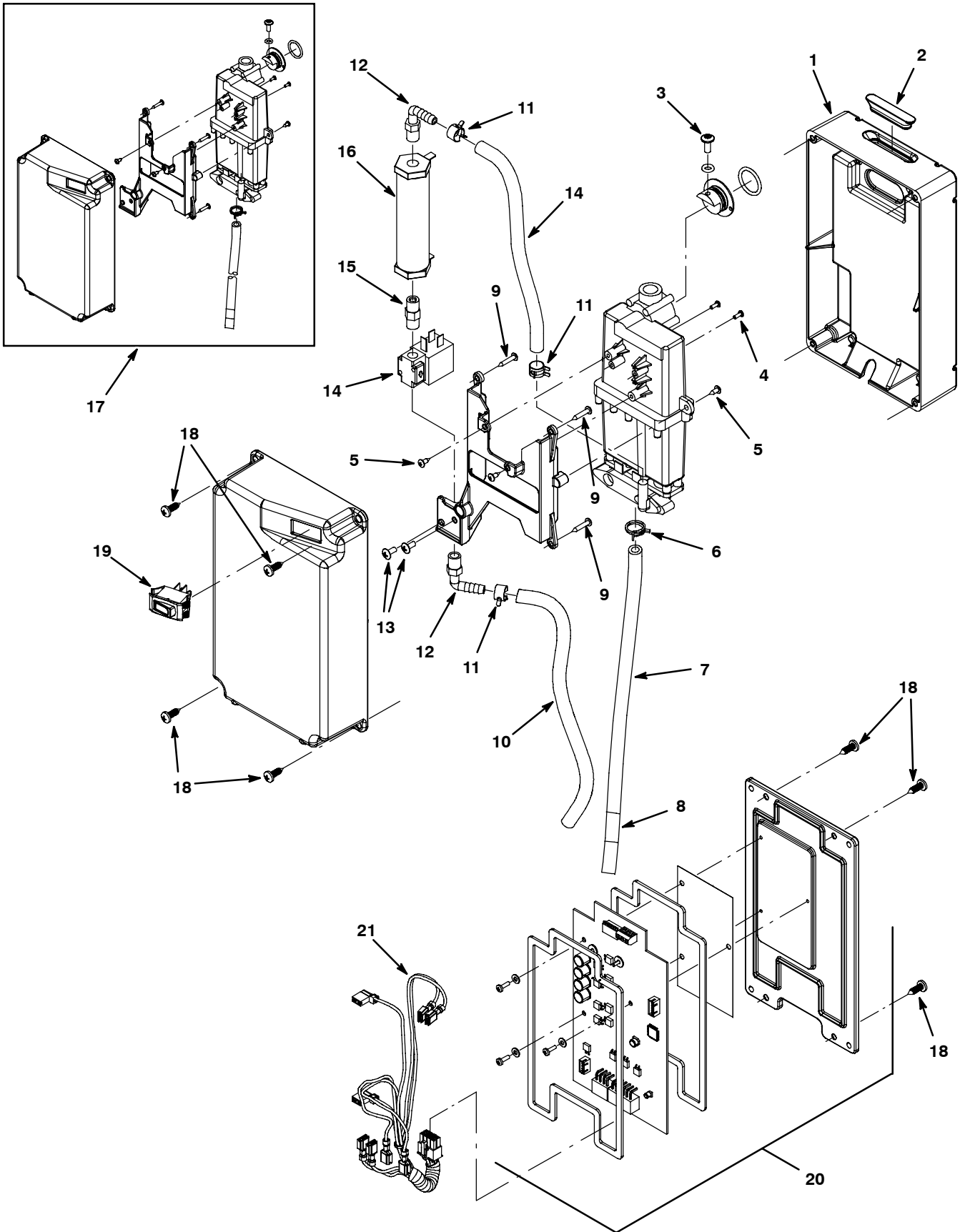


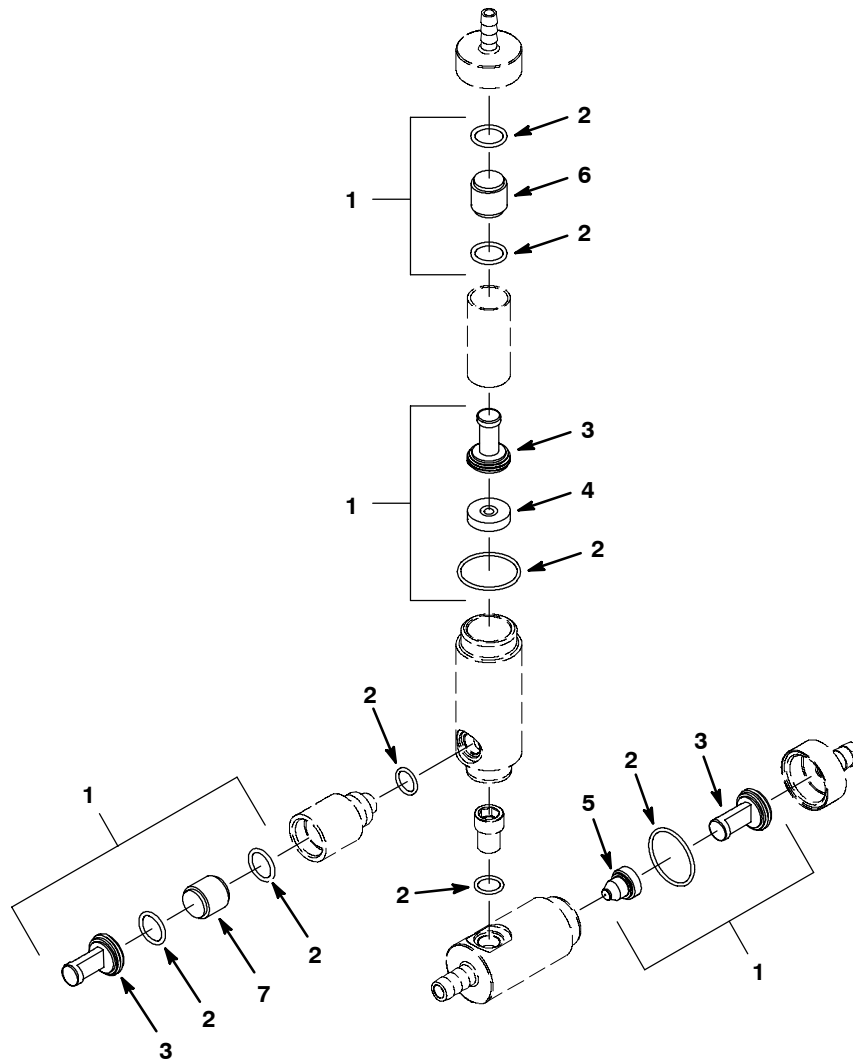
Fig. 6 - *ec-H2O* Module Assembly Breakdown, 9006161 (S/N 10403557-10436742)

Ref.	Part No.	Serial Number	Description	Qty.
▽	9006161	(10403557-10436742)	Module Kit, Replmt [Ec-H2o]	1
▲	1	1037032 (10403557-	Housing, Bottom	1
▲	2	1054776 (10403557-	Grommet, Blind	1
▲	3	609062 (10403557-10436742)	Screw, Trs, M5 X 0.80 X 12, Phl, Ss	1
▲	4	578860 (10403557-10436742)	Screw, Pan, Phl, 04-40 X 0.31, Pl	2
▲	5	3701.6 (10403557-10436742)	Screw, Pan, Phl, 06-32 X 0.38, Shtmtl,Ss	4
▲	6	613735 (10403557-10436742)	Clamp, Hose, Wir, .40 - .42, Yel	1
▲	7	9004606 (10403557-10436742)	Hose, Pvc, Clr, 0.25id 0.38od 064.0l	1
▲	8	1049637 (10403557-	Label, Direction [Ec-H2o]	1
▲	9	140826 (10403557-10436742)	Screw, Pan, Phl, 06-20 X 0.75, Fmg/Ab,Ss	4
▲	10	578820000 (10403557-	Hose, Pvc, Brd, 0.25id 0.44od 157.2l,Clr	1
▲	11	603654 (10403557-	Clamp, Hose, Ear, .44d [Ctb]	3
▲	12	1037595 (10403557-	Fitting, Plstc, E90, Bm04/Pm02, Nyl	2
▲	13	140801 (10403557-10436742)	Screw, Trs, Phl, 08-32 X 0.38, Ss	2
▲	14	1013236 (10403557-	Valve, Shutoff, Ele, 24vdc	1
▲	15	1045030 (10403557-	Fitting, Brs, Str, Pm02/Pm02	1
▲	16	1038159 (10403557-	Electrode, Cylindrical	1
▲	17	9006324 (10403557-10436742)	Ec-H2o Kit, Module B, Plumbing	1
▲	18	1018155 (10403557-	Screw, Pan, Phl, M5 X 0.80 X 16, Tcut,Ss	8
▲	19	1044393 (10403557-	Switch, Rocker, Spst, Mom	1
▲	20	9006159 (10403557-	Controller Kit, Replmt [Ec-H2o]	1
▲	21	1044399 (10403557-10436742)	Harness, Main, Controller [Ec-H2o, P3]	1

▽ - Identifies an assembly

▲ - Identifies parts included in assembly

Fig. 7 - FaST Injector Assembly Breakdown, 9004079



Ref.	Part No.	Serial Number	Description	Qty.	
▽	9004079	(10346875-) Fast Kit, Injector [5680/5700, Fast li+]	1	
▲	1	9004084	(10346875-) FaST Kit, Ci, [Inj Reblid, 5680/5700]	1
▲	2	9003008	(10346875-) FaST Kit, Ci, Injector Seals [FaST II+]	1
▲	3	9003009	(10346875-) FaST Kit, Ci, Injector Filters [FaST II+]	1
▲	4	1043313	(10346875-) Plate Assy, Orifice, 0.0082id, Gray	1
▲	5	1039579	(10346875-) Plug, Orifice, 0.033, Ss {[FaST II+]	1
▲	6	1030444	(10346875-) Valve, Check, 0002psi, White, [FaST II+]	1
▲	7	1030441	(10346875-) Valve, Check, 0005psi, Brown, [FaST II+]	1

▽ - Identifies an assembly

▲ - Identifies parts included in assembly